

Western  FIMS

Faculty of Information & Media Studies

2022 MASTER OF LIBRARY  
AND INFORMATION SCIENCE  
PLACEMENT SURVEY



# 2022 Master of Library and Information Science Placement Survey

## Summary of Report

A total of 108 students completed the requirements of the Master of Library and Information Science program in 2022. Those students were sent a placement survey in August of 2023. Of those students, 19 completed the survey for a response rate of 17.6%

*Note: Response rates continue to be impacted due to the Covid-19 pandemic. The majority of graduates attended fewer in-person courses as a gradual return to in-person program delivery occurred over this period.*

## Placement Rate

Of the 19 respondents, 18 reported finding employment. This represents a 95% employment rate. Of those employed, 84% have secured a position related to the MLIS degree. 74% obtained full-time employment and 69% were employed in a continuing position.

## Salary

The responding graduates holding full-time positions related to their MLIS degree reported an annual salary range from \$40,000 to \$78,000. The average full-time salary was \$59,100.

## Types of Placements and Job Assignments

Positions were obtained in a variety of different types of organizations including; post-secondary institutions, secondary institutions, government institutions, with the most common being public libraries (39%). Respondents indicated employment as librarians, library associates, analysts, administrators, prospect researchers, and supervisors. The primary job assignment reported by respondents most often was; reference/information services (54%), records/information management (39%), and programming (31%).

## Skill or Knowledge Most Influential in Securing Employment

Of the respondents who participated in co-op as an MLIS student, 63% identified co-op as the most helpful in securing their first job. Other areas of skill and knowledge that respondents indicated as having the most impact in obtaining their first job included; information communication and technology (23%), connecting people with information (15%), and managing and working in information workplaces (15%).

## Length of Job Search

22% of respondents reported securing employment before completing the degree. The largest group, representing 39% of respondents, indicated that they found employment within 3 months of completing the degree. For 31% of respondents, it took more than six months to find employment after degree completion. In total 70% of respondents were engaged in LIS employment within 6 months of completing their LIS degree.

## Location of Placement

All respondents indicated that they were currently employed within Canada. Most respondents (93%) were employed in Ontario.



## Survey Data

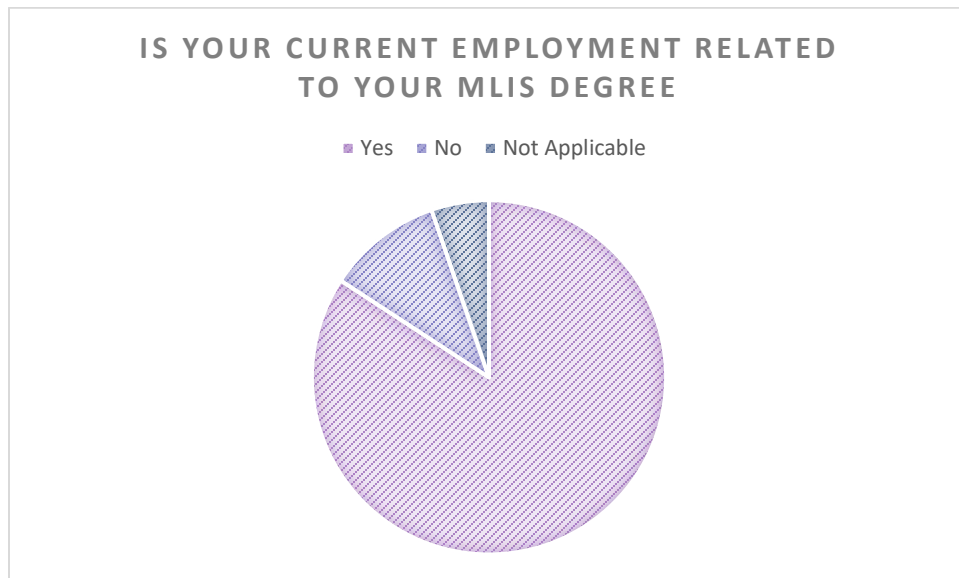
Total Number of Survey Respondents: 19

### What is your current employment status?

	Count	%
Full-Time	14	74
Part-Time	4	21
Not Employed	1	5
<b>Total</b>	<b>19</b>	<b>100</b>

### Is your current employment related to your MLIS degree?

	Count	%
Yes	16	84
No	2	11
Not Applicable	1	5
<b>Total</b>	<b>19</b>	<b>100</b>



The statistics that follow in this report pertain to those respondents who reported finding employment related to their MLIS degree.

**What is your current type of appointment / employment?**

	Count	%
Permanent Professional	11	69
Temporary Professional	4	25
Permanent Non-Professional	0	0
Temporary Non-Professional	1	6
<b>Total</b>	<b>16</b>	<b>100</b>

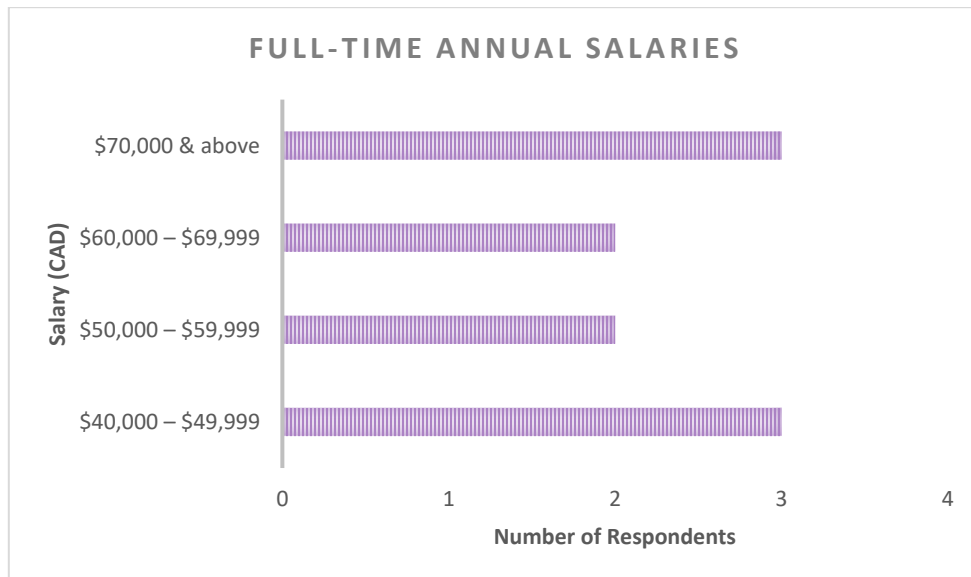
**Reported Full-time Annual Salaries**

	Salary (CAD)
Lowest	\$40,000
Highest	\$78,000
Average	\$59,100

**Number of Respondents 10**

**Range of Reported Full-Time Salaries**

	Count	%
\$40,000 – \$49,999	3	30
\$50,000 – \$59,999	2	20
\$60,000 – \$69,999	2	20
\$70,000 & above	3	30
<b>Total</b>	<b>10</b>	<b>100</b>



**In what type of organization is your current position? (Select ONE only)**

	Count
Academic Library	0
Archives	0
Government Library	1
Public Library	5
School Library	1
Special Library	0
*Other	6
<b>Total</b>	<b>13</b>

\*Other included:

- Academic Institutions (outside of the library)
- Engineering Firm
- Government Departments (outside of the library)

**What is your primary job assignment (may select up to a maximum of 3 options)**

	Count
Cataloging/Metadata	1
Collections Management	3
Database Management	2
E-Resources	1
Information Systems & Technology	3
Information Literacy	1
Outreach Community Development	1
Programming	4
Prospect Management	1
Records & Information Management	5
Reference/Information Services	7
Research/Consulting	1
Other	1
<b>Total</b>	<b>31</b>

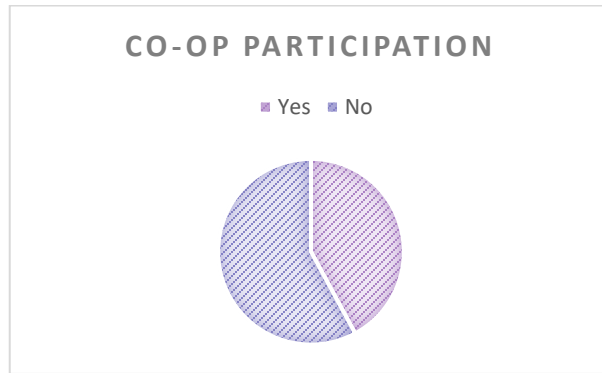
\*Other included:

- Acquisitions



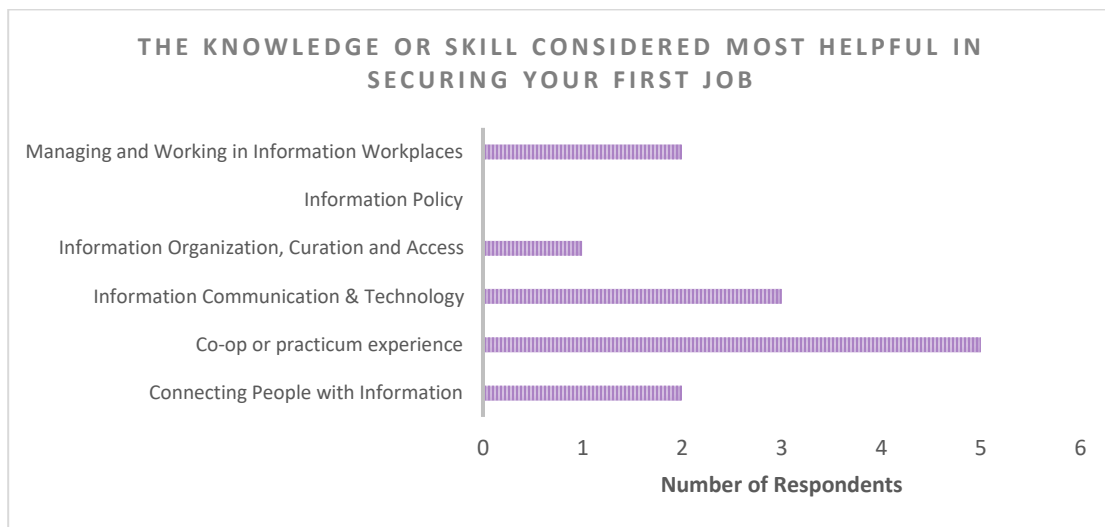
**Did you participate in co-op?**

	Count	%
Yes	8	42
No	11	58
<b>Total</b>	<b>19</b>	<b>100</b>



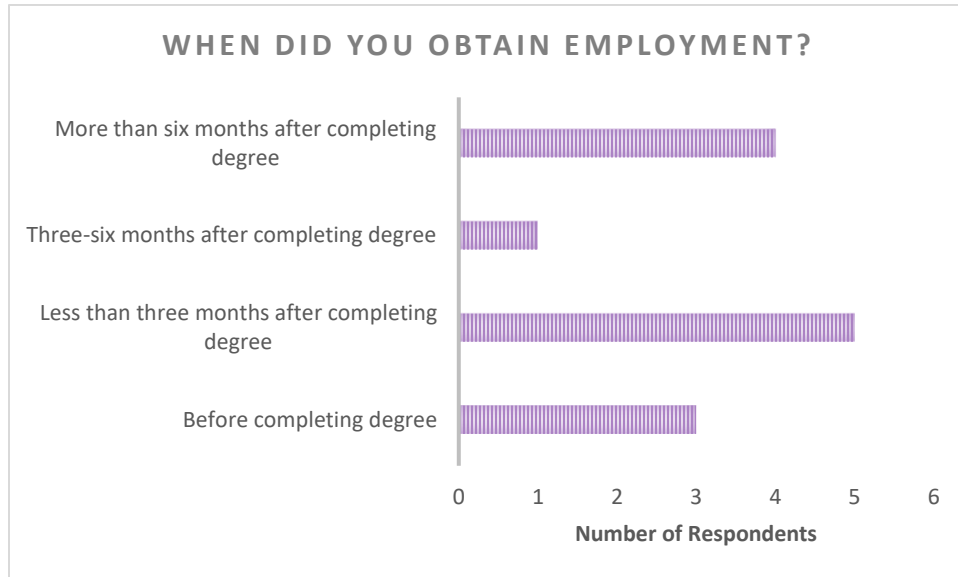
**What is the ONE area of knowledge / skill you've acquired while in your MLIS program that you considered most helpful in securing your first job?**

	Count
Connecting People with Information	2
Co-op or practicum experience	5
Information Communication & Technology	3
Information Organization, Curation and Access	1
Information Policy	0
Managing and Working in Information Workplaces	2
<b>Total</b>	<b>13</b>



### When did you obtain employment?

	Count
Before entering MLIS program	0
Before completing degree	3
Less than three months after completing degree	5
Three-six months after completing degree	1
More than six months after completing degree	4
<b>Total</b>	<b>13</b>



### Location of Placements

	Count
Ontario	13
Quebec	1
<b>Total</b>	<b>14</b>

### Situation of Graduates currently not employed in a library / Information Field

	Count
Working in another field	1
Seeking employment in the library/information field	1
Pursuing a further degree in another field	1
Other	0
<b>Total</b>	<b>3</b>

