



FACULTY OF INFORMATION & MEDIA STUDIES
at *The University of Western Ontario*

2020 MASTER OF LIBRARY AND INFORMATION SCIENCE
PLACEMENT SURVEY



Western
FIMS

Faculty of Information & Media Studies

SUMMARY

A total of 120 students graduated from the Master of Library and Information Science program in 2020. Of those graduates, 21 completed the placement survey. This represents an overall response rate of 5.7%.

Note: The majority of statistics that follow in this report (e.g. type of employment, location, etc.) pertain to those respondents who reported finding employment related to their MLIS degree.

Placement Rate

Of the 21 respondents, 17 reported finding employment. This represents 81% placement rate. Of those employed, 71% have secured a position related to their MLIS degree. Of the 21 respondents with employment related to their MLIS degree, over half obtained **full-time employment** (62%), including 7 people who are in **permanent positions**.

Salary

The responding graduates holding full-time positions related to their MLIS degree reported an **annual salary range** from \$45,000 to \$65,000. The average full-time salary was \$56,000 .

Types of Placement and Job Assignment

Positions were obtained in many different types of organizations with the most common being Government libraries (29%) and Public libraries (18%). The primary job / assignment reported most often was Records and Information Management (35%), followed by References and Information Services (24%) and Research and Consultation (24%).

Skill or Knowledge Most Influential in Securing Employment

This year, 15 of the 21 respondents (71%) with employment related to their MLIS degree participated in the MLIS Co-op Program during their studies. Nearly half of the respondents also identified co-op or practicum experience as most helpful in securing their first job (43%).

Length of Job Search

Of the 21 respondents employed in various LIS related fields, 24% of the respondents reported securing employment before graduation. An additional 48% indicated that they found employment in less than three months after graduation. Altogether, 71% of the respondents were engaged in LIS employment within 6 months of graduation.

Location of Placement

All respondents reported being employed within Canada, with the majority of positions located in Ontario (73%).

SURVEY DATA

Total Number of Survey Respondents: 21

What is your current employment status?

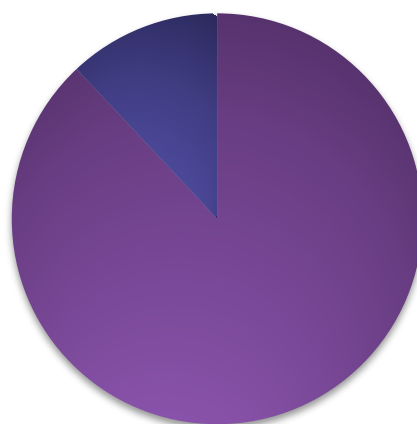
	Count	%
Full-Time	13	62%
Part-Time	4	19%
Not Employed	4	19%
	21	

3. (For those who found employment)

Is your current employment related to your MLIS degree?

	Count	%
Yes	15	88%
No	2	12%
	17	

Is your current employment related to your
MLIS degree?

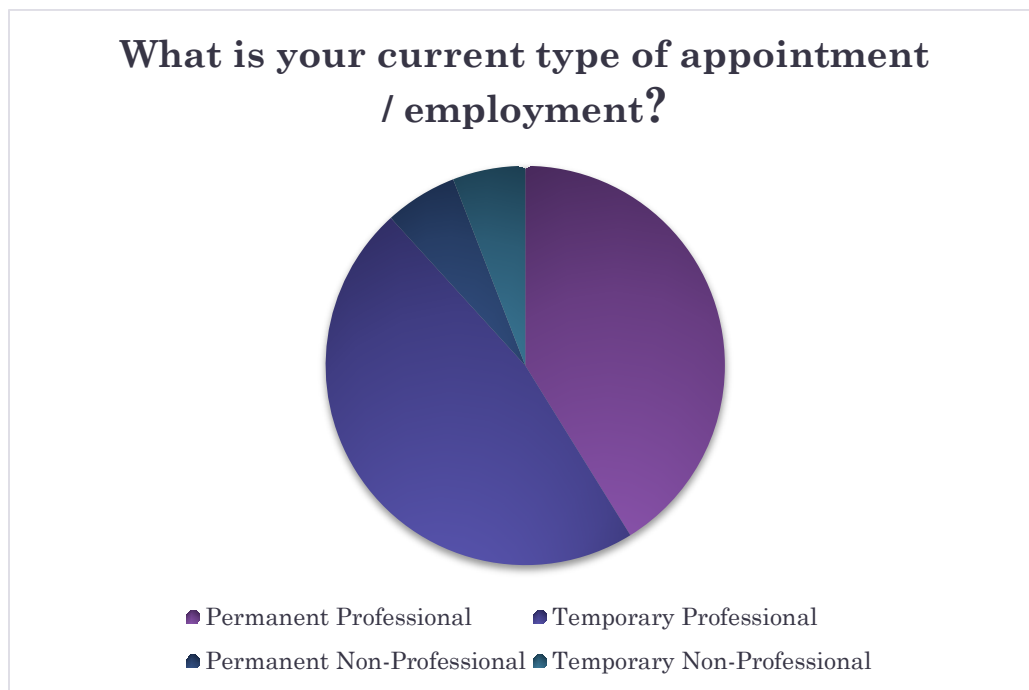


■ Yes ■ No

The statistics that follow in this report pertains to those respondents who reported finding employment related to their MLIS degree.

4. What is your current type of appointment / employment?

	Count	%
Permanent Professional	7	41%
Temporary Professional	8	47%
Permanent Non-Professional	1	6%
Temporary Non-Professional	1	6%
	17	



5. Reported Full-time Annual Salaries

Lowest Salary	\$45000
Highest Salary	\$65000
Average Salary	\$56,000
Total # of respondents	21

6. Range of Reported Full-Time Salaries

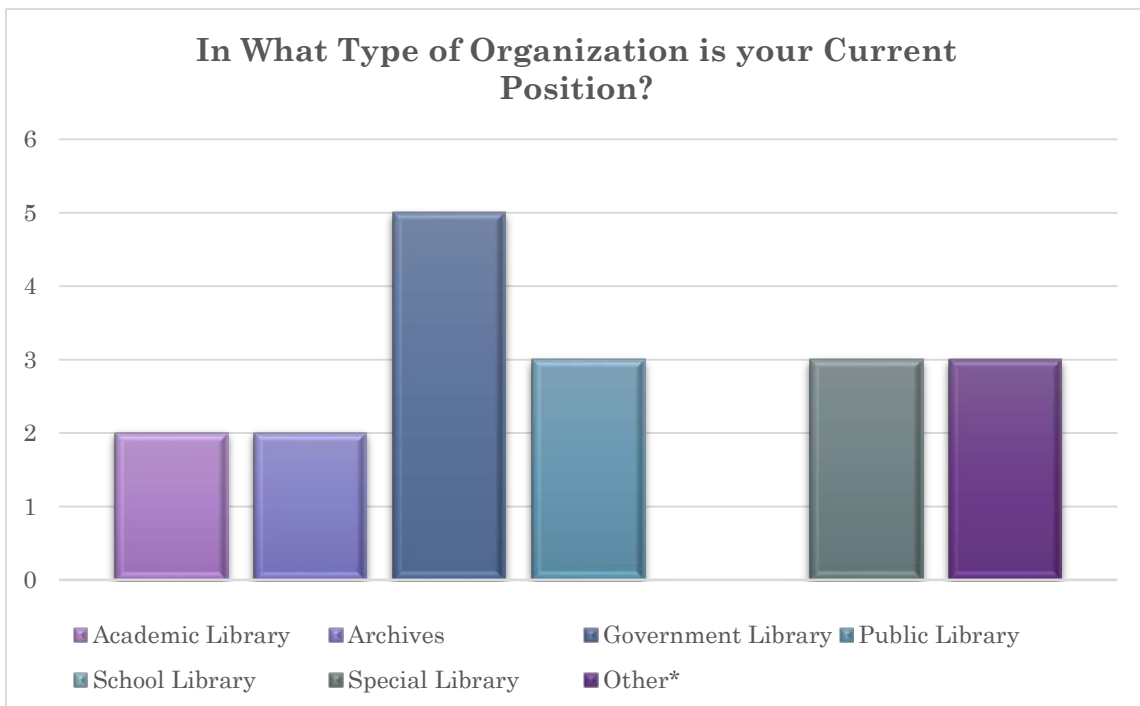
	Count	%
\$39,999 & under	0	0%
\$40,000 – \$49,999	2	20%
\$50,000 – \$59,999	3	30%
\$60,000 – \$69,999	5	50%
\$70,000 & above	0	0%
Total # of respondents	10 Reported Full-time Salaries	

7. In what type of organization is your current position? (Select ONE only)

	Count
Academic Library	2
Archives	2
Government Library	5
Public Library	3
School Library	0
Special Library	0
Other*	3
	15

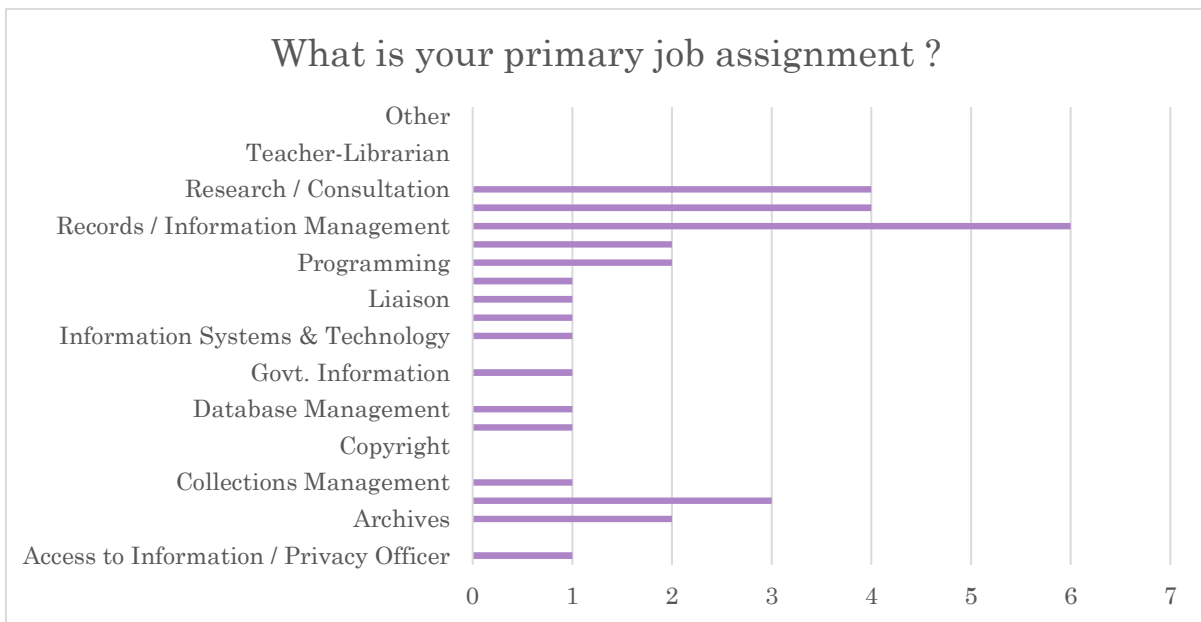
*Others included:

- Charity
- Engineering Firm
- Museum
- Loblaw's- Corporate Records



8. What is your primary job assignment (may select up to a maximum of 3 options)

	Count
Access to Information / Privacy Officer	1
Administration/Management	0
Archives	2
Cataloging / Metadata	3
Collections Management	1
Communication & Public Relations	0
Copyright	0
Data Librarian	1
Database Management	1
E-Resources	0
Govt. Information	1
Indexing/Abstracting	0
Information Systems & Technology	1
Information Literacy	1
Liaison	1
Outreach Community Development	1
Programming	2
Prospect Management	2
Records / Information Management	6
Reference/Information Services	4
Research / Consultation	4
Scholarly Communication	0
Teacher-Librarian	0
Web Content Development	0
Other	0
	32

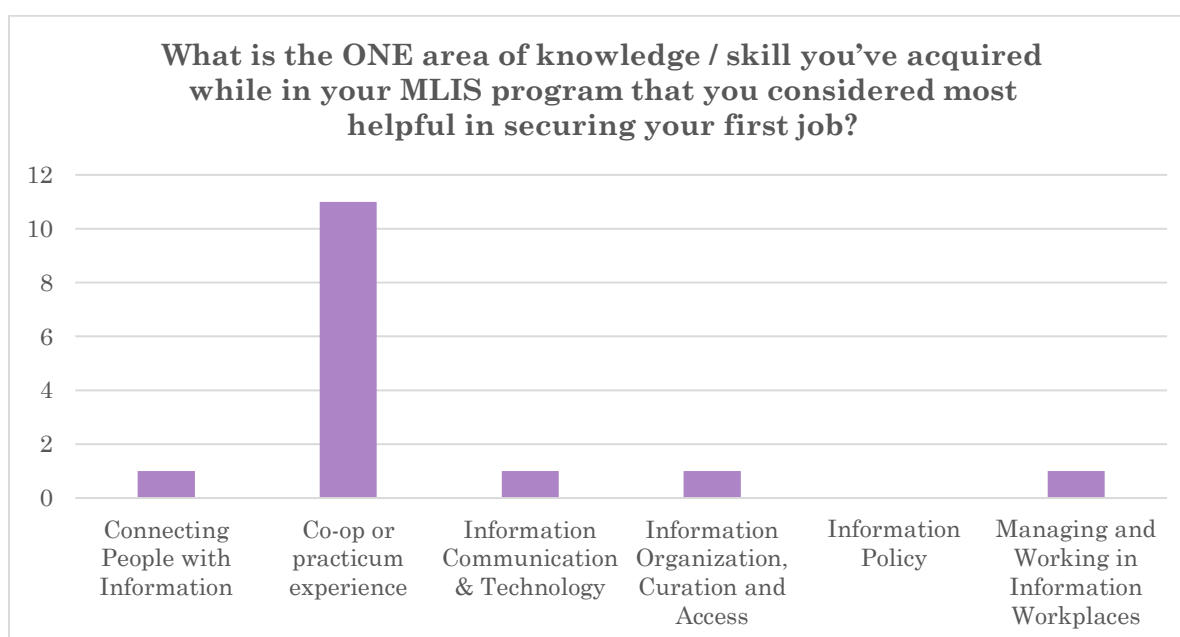


9. Did you participate in Co-op?

	Count
Yes	12
No	9
	21

10. What is the ONE area of knowledge / skill you've acquired while in your MLIS program that you considered most helpful in securing your first job?

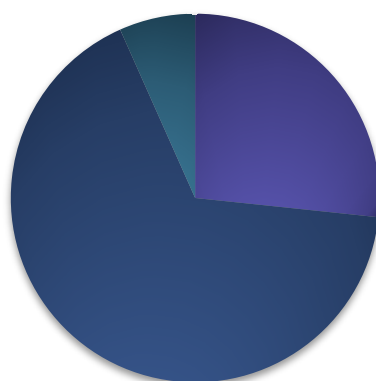
	Count
Connecting People with Information	1
Co-op or practicum experience	11
Information Communication & Technology	1
Information Organization, Curation and Access	1
Information Policy	0
Managing and Working in Information Workplaces	1
	15



11. When did you obtain employment?

	Count
Before entering MLIS program	0
Before completing degree	4
Less than three months after completing degree	10
Three-six months after completing degree	1
More than six months after completing degree	0
	15

When did you obtain employment?



- Before entering MLIS program
- Before completing degree
- Less than three months after completing degree
- Three-six months after completing degree
- More than six months after completing degree

12. Location of Placements

	Counts	%
Alberta	1	
British Columbia Saskatchewan	1	
Manitoba	2	
Ontario	11	
Nova Scotia	0	
Canada	15	
International	0	
	15	

* 2 respondents did not indicate location of placement

13. Situation of Graduates currently not employed in a library / Information Field

	Counts
Working in another field	2
Seeking employment in the library/information field	3
Pursuing a further degree in another field	1
Other	0
Total:	21