



**FACULTY OF INFORMATION & MEDIA STUDIES**  
at *The University of Western Ontario*

2018 MASTER OF LIBRARY AND INFORMATION SCIENCE  
PLACEMENT SURVEY



**Western**  
**FIMS**

Faculty of Information & Media Studies

# SUMMARY

A total of 135 students graduated from the Master of Library and Information Science program in 2018. Of those graduates, 54 completed the placement survey. This represents an overall response rate of 40%.

Note: The majority of statistics that follow in this report (e.g. type of employment, location, etc.) pertain to those respondents who reported finding employment related to their MLIS degree.

## Placement Rate

Of the 54 respondents, 47 reported finding employment. This represents 87% placement rate. Of those employed, 91% have secured a position related to their MLIS degree. Of the 43 respondents with employment related to their MLIS degree, over three quarters obtained full-time employment (81%), including 23 people who are in permanent positions.

## Salary

The responding graduates holding full-time positions related to their MLIS degree reported an annual salary range from \$35,400 to \$78,000. The average full-time salary was \$55,895.

## Types of Placement and Job Assignment

Positions were obtained in many different types of organizations with the most common being public libraries (33%) and academic libraries (23%). The primary job / assignment reported most often was Reference/Information Services (40%), followed by Cataloging / Metadata and Collection Management (23% respectively) and Programming (19%).

## Skill or Knowledge Most Influential in Securing Employment

This year, 29 of the 43 respondents (67%) with employment related to their MLIS degree participated in the MLIS Co-op Program during their studies. Three quarters of the respondents also identified co-op or practicum experience as most helpful in securing their first job (72%).

## Length of Job Search

Of the 43 respondents employed in various LIS related fields, 2 were employed prior to entering the program, while 35% of the respondents reported securing employment before graduation. An additional 26% indicated that they found employment in less than three months after graduation and another 26% reported obtaining employment within three to six months. Altogether, 91% of the respondents were engaged in LIS employment within 6 months of graduation.

## Location of Placement

All but one employed respondent reported being employed within Canada, with the majority of positions located in Ontario (60%).

---

## SURVEY DATA

---

Total Number of Survey Respondents: 54

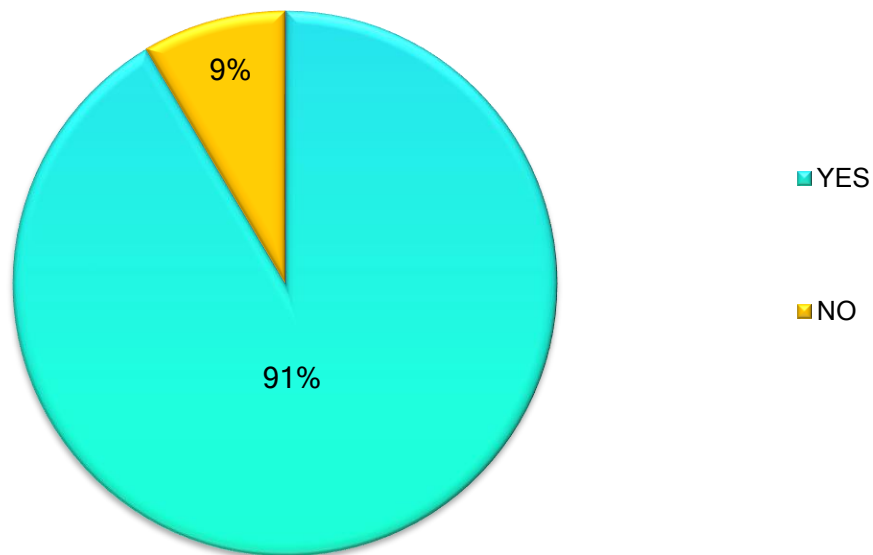
What is your current employment status?

|              | Count | %     |
|--------------|-------|-------|
| Full-Time    | 37    | 68.5% |
| Part-Time    | 10    | 18.5% |
| Not Employed | 7     | 13%   |
|              | 54    |       |

3. (For those who found employment)

Is your current employment related to your MLIS degree?

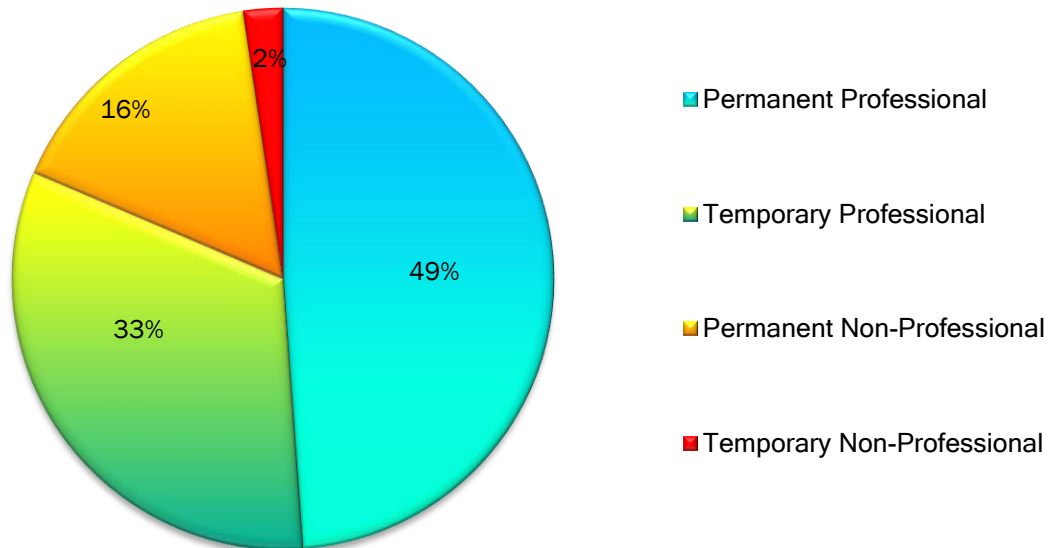
|     | Count | %   |
|-----|-------|-----|
| Yes | 43    | 91% |
| No  | 4     | 9%  |
|     | 47    |     |



The statistics that follow in this report pertain to those respondents who reported finding employment related to their MLIS degree.

#### 4. What is your current type of appointment / employment?

|                            | Count | %   |
|----------------------------|-------|-----|
| Permanent Professional     | 21    | 49% |
| Temporary Professional     | 14    | 33% |
| Permanent Non-Professional | 7     | 16% |
| Temporary Non-Professional | 1     | 2%  |
|                            | 43    |     |



#### 5. Reported Full-time Annual Salaries

|                        |          |
|------------------------|----------|
| Lowest Salary          | \$35,400 |
| Highest Salary         | \$78,000 |
| Average Salary         | \$55,895 |
| Total # of respondents | 34       |

#### 6. Range of Reported Full-Time Salaries

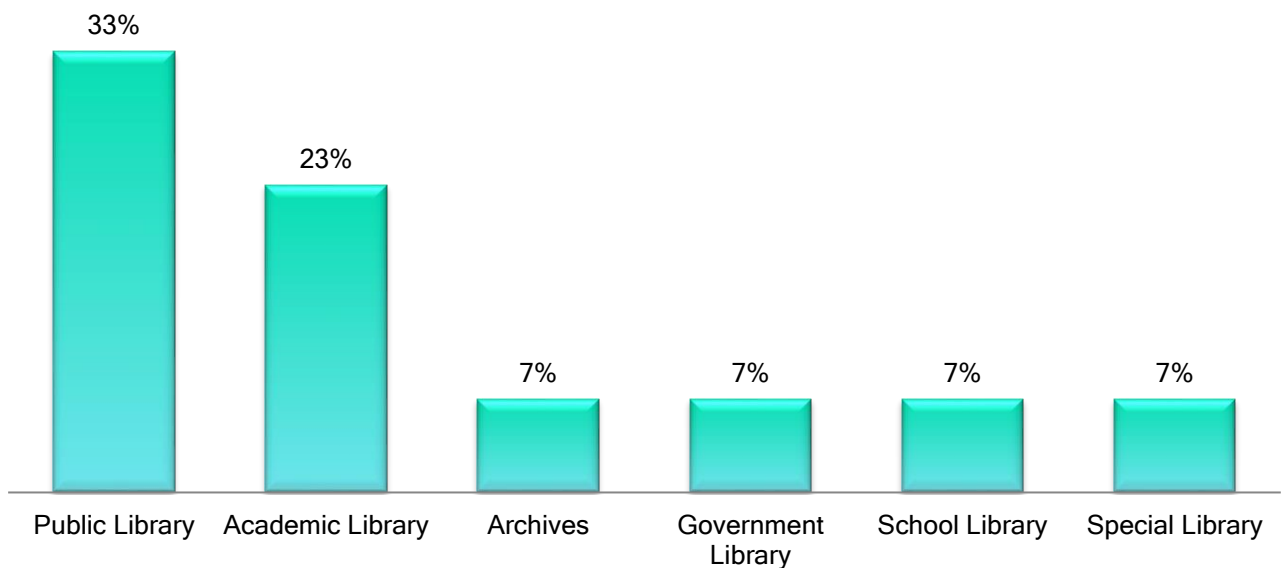
|                        | Count | %   |
|------------------------|-------|-----|
| \$39,999 & under       | 1     | 3%  |
| \$40,000 – \$49,999    | 8     | 23% |
| \$50,000 – \$59,999    | 14    | 41% |
| \$60,000 – \$69,999    | 5     | 15% |
| \$70,000 & above       | 6     | 18% |
| Total # of respondents | 34    |     |

## 7. In what type of organization is your current position? (Select ONE only)

|                    | Count |
|--------------------|-------|
| Academic Library   | 10    |
| Archives           | 3     |
| Government Library | 3     |
| Public Library     | 14    |
| School Library     | 3     |
| Special Library    | 3     |
| Other*             | 7     |
|                    | 43    |

### \*Others included:

Research Institute  
 Consortium  
 Manufacturing; private business  
 (Archives) MAC Cosmetics  
 Regional Government (Records Management)  
 Software company  
 Loblaw Corporate office  
 Film/Media Company

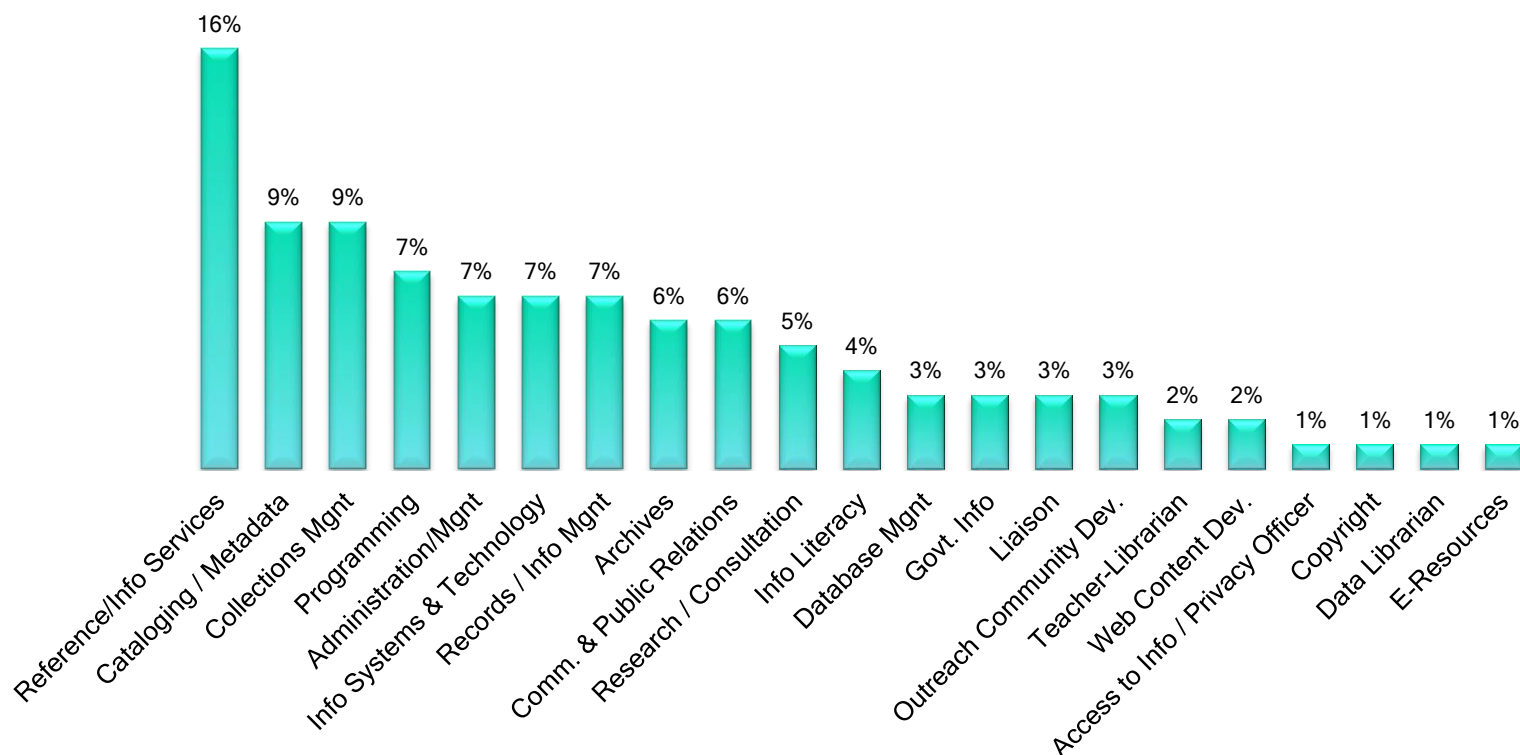


8. What is your primary job assignment (may select up to a maximum of 3 options)

|   | Count |
|---|-------|
| Access to Information / Privacy Officer | 1     |
| Administration/Management               | 7     |
| Archives                                | 6     |
| Cataloging / Metadata                   | 10    |
| Collections Management                  | 10    |
| Communication & Public Relations        | 6     |
| Copyright                               | 1     |
| Data Librarian                          | 1     |
| Database Management                     | 3     |
| E-Resources                             | 1     |
| Govt. Information                       | 3     |
| Indexing/Abstracting                    | 0     |
| Information Systems & Technology        | 7     |
| Information Literacy                    | 4     |
| Liaison                                 | 3     |
| Outreach Community Development          | 3     |
| Programming                             | 8     |
| Prospect Management                     | 0     |
| Records / Information Management        | 7     |
| Reference/Information Services          | 17    |
| Research / Consultation                 | 5     |
| Scholarly Communication                 | 0     |
| Teacher-Librarian                       | 2     |
| Web Content Development                 | 2     |
| Other                                   | 3     |
|   | 107   |

Other options include:

Licensing  
Legal Librarian  
Digitization

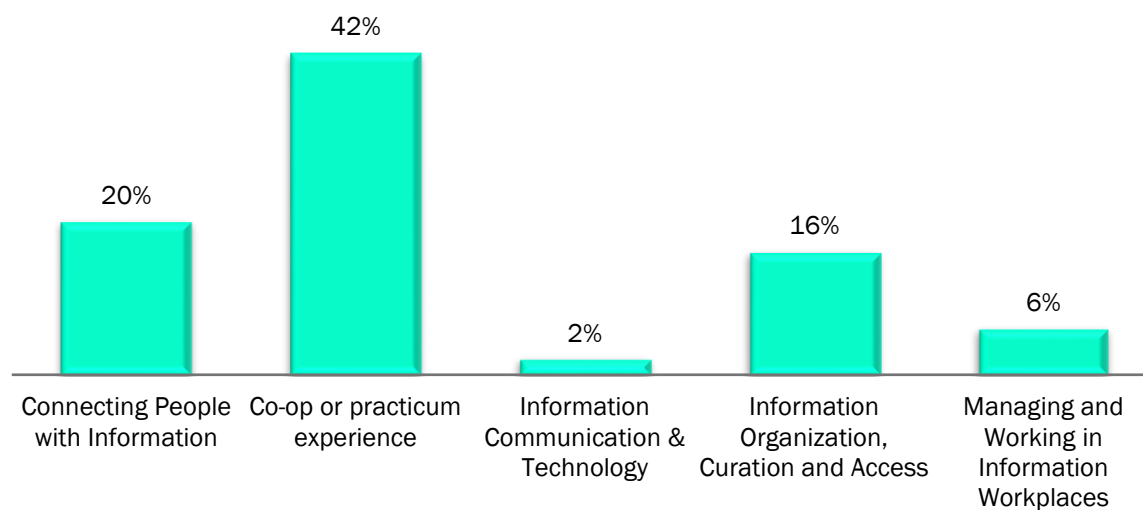


#### 9. Did you participate in Co-op?

|     | Count |
|-----|-------|
| Yes | 29    |
| No  | 14    |
|     | 43    |

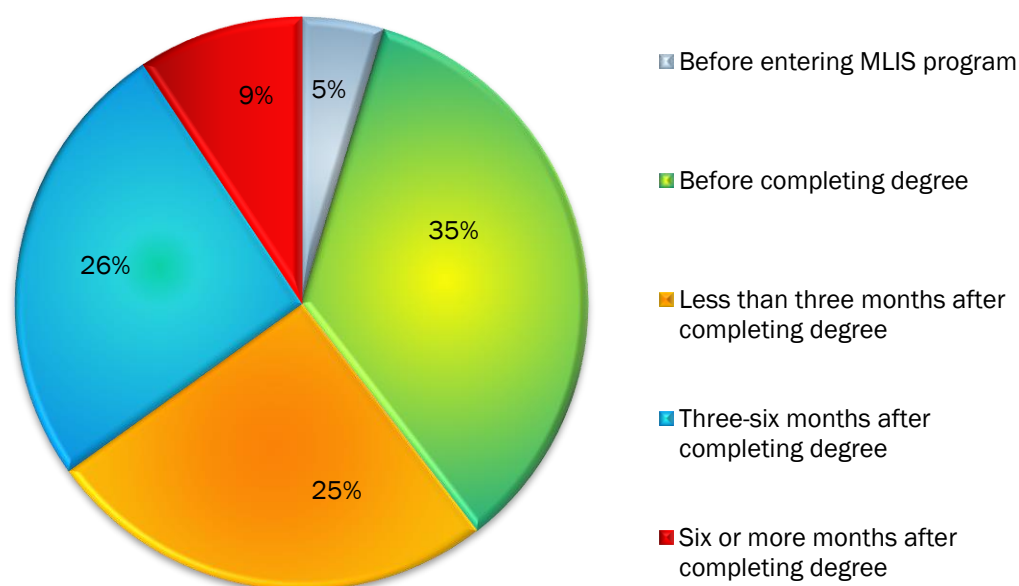
#### 10. What is the ONE area of knowledge / skill you've acquired while in your MLIS program that you considered most helpful in securing your first job?

|  | Count |
|--|-------|
| Connecting People with Information             | 10    |
| Co-op or practicum experience                  | 21    |
| Information Communication & Technology         | 1     |
| Information Organization, Curation and Access  | 8     |
| Information Policy                             | 0     |
| Managing and Working in Information Workplaces | 3     |
|  | 43    |



### 11. When did you obtain employment?

|  | Count |
|--|-------|
| Before entering MLIS program                   | 2     |
| Before completing degree                       | 15    |
| Less than three months after completing degree | 11    |
| Three-six months after completing degree       | 11    |
| More than six months after completing degree   | 4     |
|  | 43    |





## 12. Location of Placements

|                               | Counts | % |
|-------------------------------|--------|---|
| Alberta                       | 4      |   |
| British Columbia Saskatchewan | 6      |   |
| Manitoba                      | 2      |   |
| Ontario                       | 26     |   |
| Nova Scotia                   | 1      |   |
| Canada                        | *3     |   |
| International                 | **1    |   |
|                               | 43     |   |

\* 3 respondents only listed Canada as the location of their current employment

\*\* California is the only reported location outside of Canada.

## 13. Situation of Graduates currently not employed in a library / Information Field

|   | Counts |
|---|--------|
| Working in another field                            | 3      |
| Seeking employment in the library/information field | 5      |
| Pursuing a further degree in another field          | 1      |
| Other   | 2      |