



FACULTY OF INFORMATION & MEDIA STUDIES
at *The University of Western Ontario*

2013 MASTER OF LIBRARY AND INFORMATION SCIENCE
PLACEMENT SURVEY



Western
FIMS

Faculty of Information & Media Studies

SUMMARY

A total of 144 students graduated from the Master of Library and Information Science program in 2013. Of those graduates, 46 completed the placement survey. This represents an overall response rate of 32%.

Note: The majority of statistics which follow in this report (e.g. type of employment, location, etc.) pertain to those respondents who reported finding employment.

Placement Rate

Of the 46 respondents, 40 reported finding employment. This represents a 87% placement rate. Of those employed, 83% have secured a position related to their MLIS degree. Of the 33 respondents with employment related to their MLIS degree, over three quarter obtained full-time employment (85%), including 20 people who are in permanent positions.

Salary

The responding graduates holding full-time positions reported an annual salary range from \$31,000 to \$90,000. The median full-time salary was \$50,000.

Types of Placement and Job Assignment

Positions were offered in many different types of organizations with the most common being public libraries (45%) and university / college libraries (30%). The primary job assignment reported most often was reference / information services (36%), with youth and children's services being second at 21%.

Skill or Knowledge Most Influential in Securing Employment

This year, 16 respondents had participated in the MLIS Co-op Program during their studies (40%). Of the employed respondents, 45% identified their co-op experience as most helpful in securing employment. Type of library environment, subject specialization and management, marketing, communication skills were also influential factors at 13% each.

Length of Job Search

Approximately one third of the employed respondents reported securing employment prior of their graduation and 36% found employment in less than three months after graduation. An additional 12% reported receiving employment within three to six months. Altogether, up to 82% of respondents had obtained LIS employment within 6 months of graduation.

Location of Placement

Most employed respondents reported being employed within Canada, with the majority of positions located in Ontario (58%).

SURVEY DATA

Total Number of Survey Respondents: 46

1. Gender

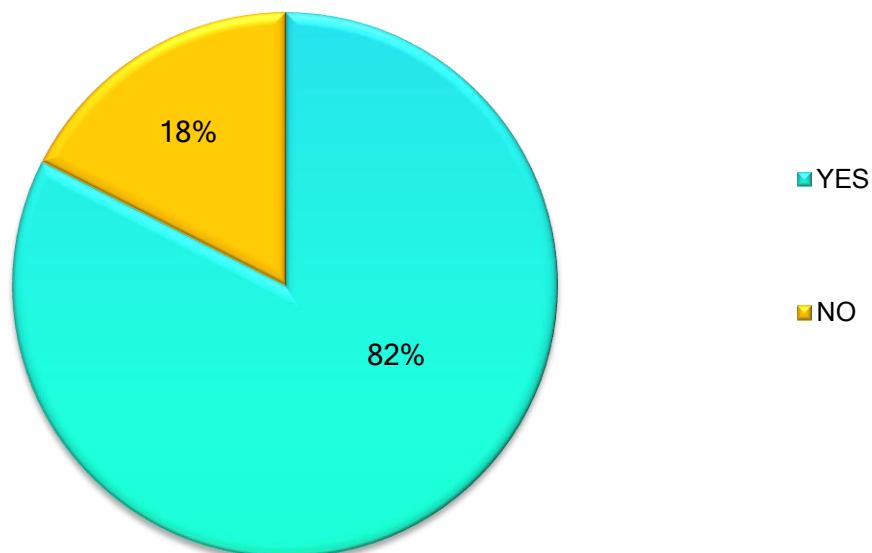
	Count	%
Female	29	63%
Male	4	9%
Did not respond	13	28%
	46	100%

2. What is your current Employment Statue?

	Count	%
Full-Time	28	61%
Part-Time	12	26%
Not Employed	6	13%
	46	100%

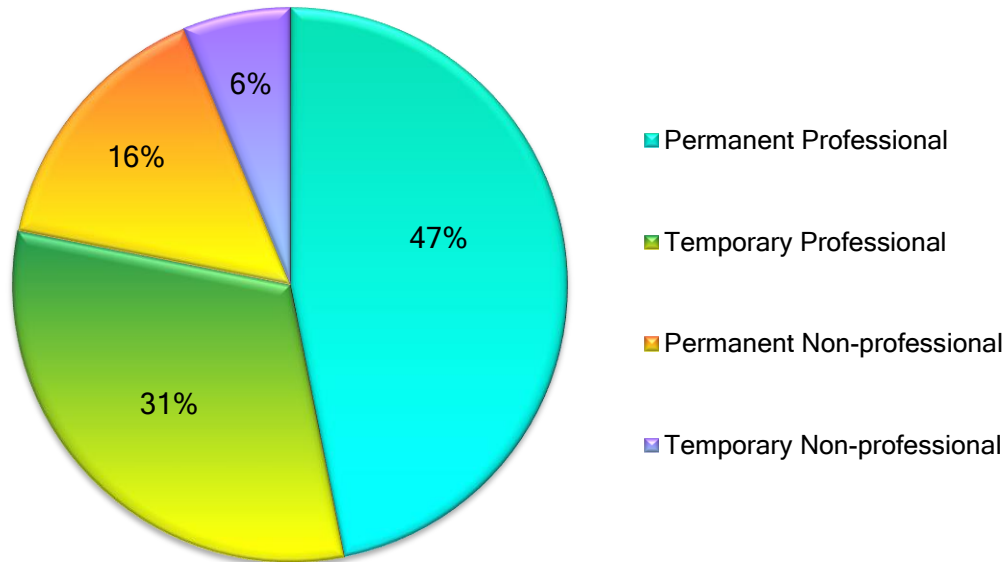
3. Is your current employment related to your MLIS degree?

	Count	%
Yes	33	82.5%
No	7	17.5%
	40	100%



4. What is your current type of appointment / employment?

	Count	%
Permanent Professional	15	46.9%
Temporary Professional	10	31.3%
Permanent Non-Professional	5	15.6%
Temporary Non-Professional	2	6.3%
	32	100%



5. Reported Full-time Annual Salaries

Low Salary	\$31,000
High Salary	\$90,000
Median Salary	\$50,000
Average Salary	\$53,122
Total # of respondents	21

6. Range of reported Full-Time Salaries

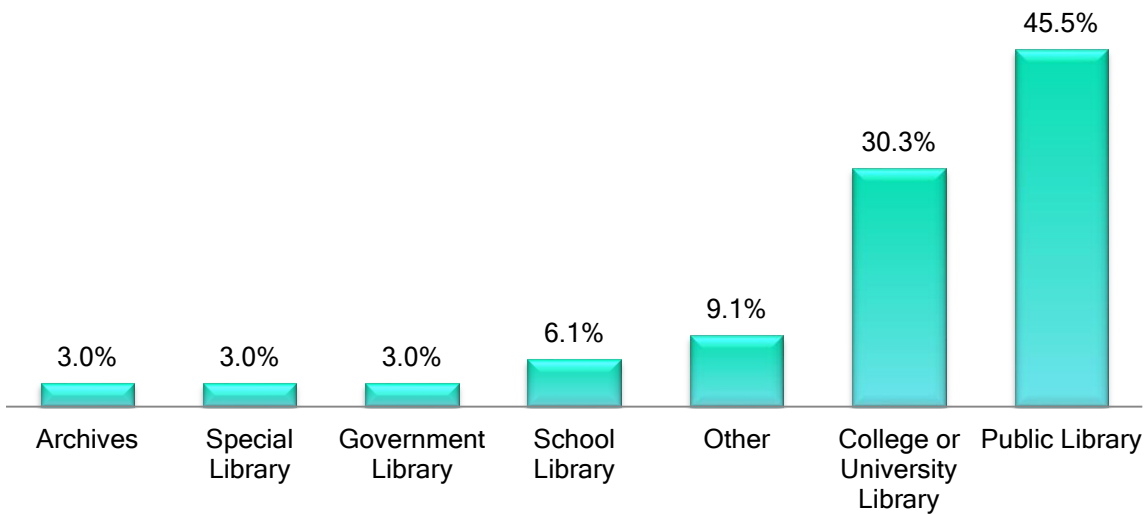
	Count	%
\$29,500 - \$39,999	2	9.5%
\$40,000 - \$49,999	7	33.3%
\$50,000 - \$59,999	7	33.3%
\$60,000 - \$69,999	3	14.3%
\$80,000 & above	2	9.5%
Total # of respondents	21	100%

7. In what types of organization is your current position? (Select ONE only)

	Count
Public Library	15
College or University Library	10
School Library	2
Archives	1
Special Library	1
Government Library	1
Other*	3
	33

Other:

Non-profit
Law society Library
Municipal Government

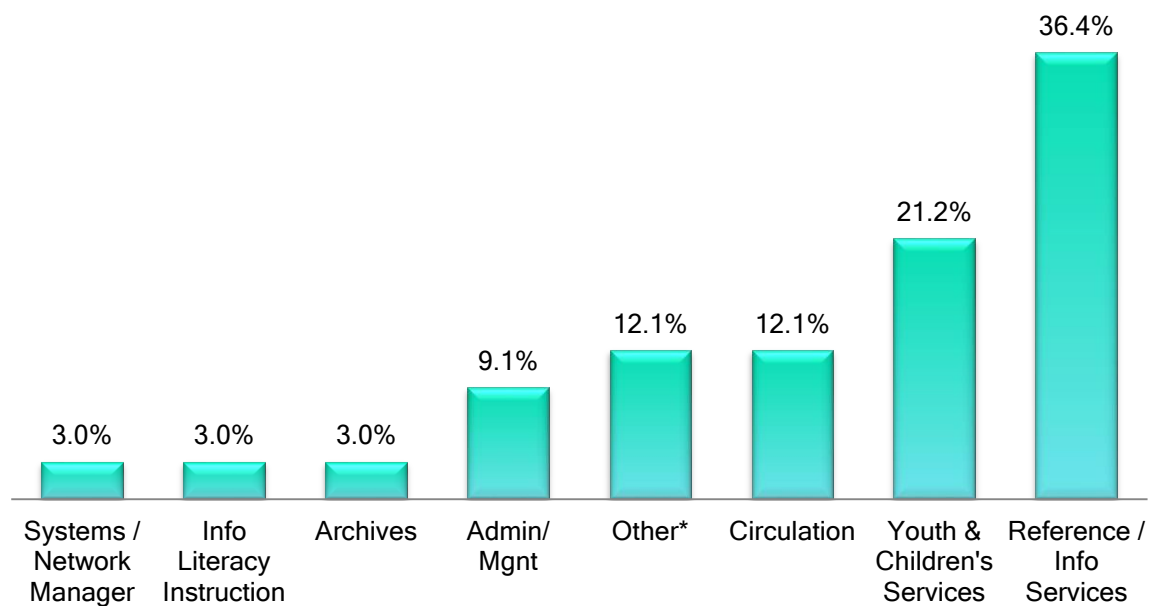


8. What is your primary job assignment

	Count
Reference / Information Services	12
Youth & Children's Services	7
Circulation	4
Administration/ Management	3
Systems / Network Manager	1
Information Literacy Instruction	1
Archives	1
Other*	4
	33

Other:

Liaison
Database
Research
References, research, circulation



9. Did you participate in Co-op?

	Count
Yes	16
No	24
	40

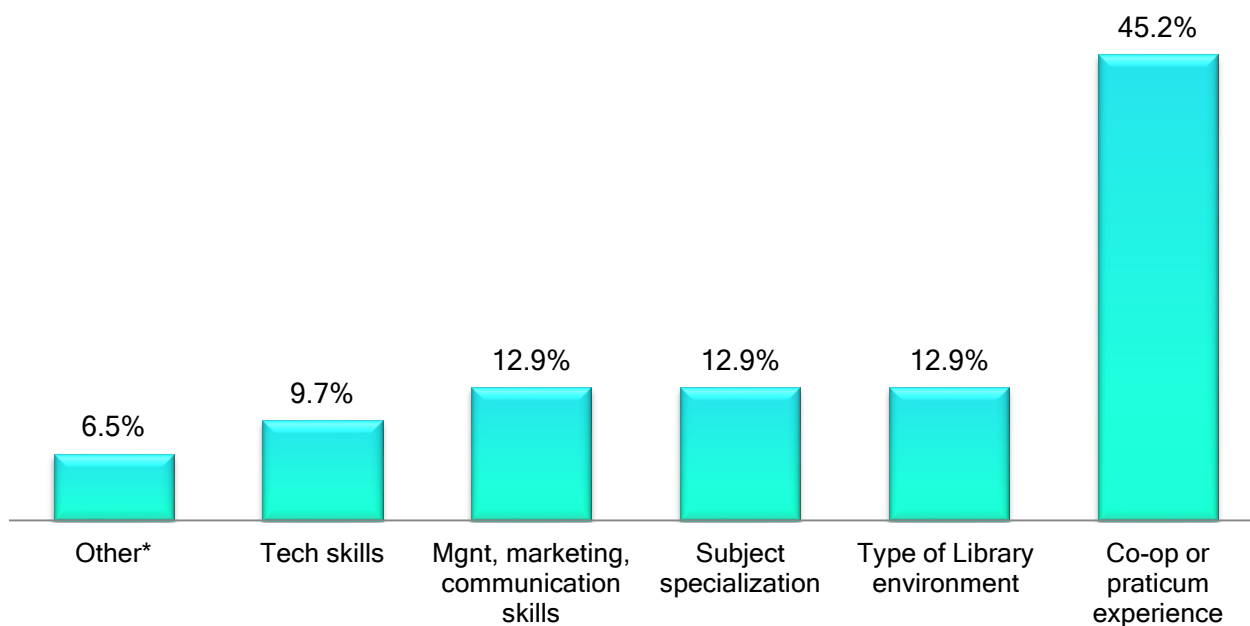
10. What is the ONE area of knowledge / skill you've acquired while in your MLIS program that you considered most helpful in securing your first job?

	Count
Co-op or praticum experience	14
Management, marketing, communication skills	4
Type of Library environment (academic, public, special, school etc.)	4
Subject specialization (cataloguing, reference, business, science etc.)	4
Technological skills	3
Other*	2
	31

Other:

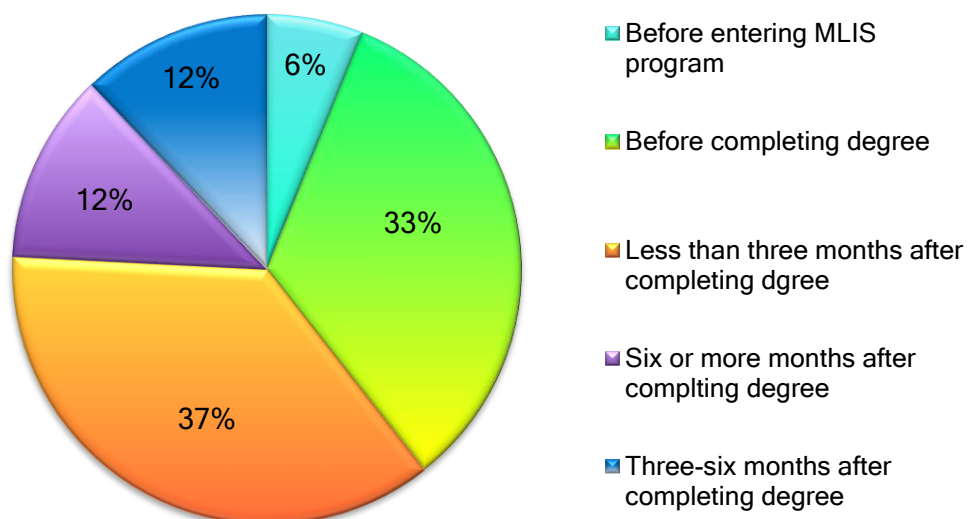
The degree (the physical degree)

Previous degree in field related to the library



11. When did you receive employment?

	Count
Before entering MLIS program	2
Before completing degree	11
Less than three months after completing degree	12
Three-six months after completing degree	4
Six or more months after completing degree	4
	33



12. Location of Placements

	Counts	%
Ontario	19	58%
Alberta	3	9%
Saskatchewan	3	9%
British Columbia	2	6%
United States	2	6%
Manitoba	1	3%
New Brunswick	1	3%
Prince Edward Island	1	3%
Quebec	1	3%
		100%

13. Situation of Graduates currently not employed in a library / Information Field

	%
Seeking employment in the LIS field	54%
Working in another field	38%
Other*	8%
	100%

Other:

Seeking employment in another field