



FACULTY OF INFORMATION & MEDIA STUDIES
at *The University of Western Ontario*

2010 MASTER OF LIBRARY AND INFORMATION SCIENCE
PLACEMENT SURVEY



Western
FIMS

Faculty of Information & Media Studies

SUMMARY

Of the 182 students who graduated from the Master of Library and Information Science program in 2010, 71 completed the placement survey. This represents an overall response rate of 39%.

Note: The majority of statistics which follow in this report (e.g. type of employment, location, etc.) pertain to those respondents who reported finding employment.

Placement Rate

Of the 71 respondents, 55 reported finding employment. This represents a 78% placement rate. Of those employed, 87% have secured a position related to their MLIS degree. Of the 48 respondents, over three quarters obtained full-time employment (81%), including 26 people who are in permanent positions.

Salary

The responding graduates holding full-time positions reported an annual salary range from \$30,000 to \$91,600. The median full-time salary was \$55,000.

Types of Placement and Job Assignment

Positions were offered in many different types of organizations with the most common being public libraries (33%). University / college libraries, special libraries and other organizations tied for second with 16% response rate. The primary job assignment reported most often was reference / information services (29%), with administration / management being second at 14%.

Skill or Knowledge Most Influential in Securing Employment

This year, 22 respondents participated in the MLIS Co-op Program during their studies (31%). Of the employed respondents, 35% identified their co-op experience as most helpful in securing employment. Type of library environment was also an influential factor at 15%.

Length of Job Search

Approximately 25% of the employed respondents reported securing employment prior of their graduation and 35% found employment in less than three months after graduation. An additional 25% reported receiving employment within three to six months. Altogether, up to 84% of respondents had obtained LIS employment within 6 months of graduation.

Location of Placement

Most employed respondents reported being employed within Canada, with the majority of positions located in Ontario (78%).

SURVEY DATA

Total Number of Survey Respondents: 71

1. Gender

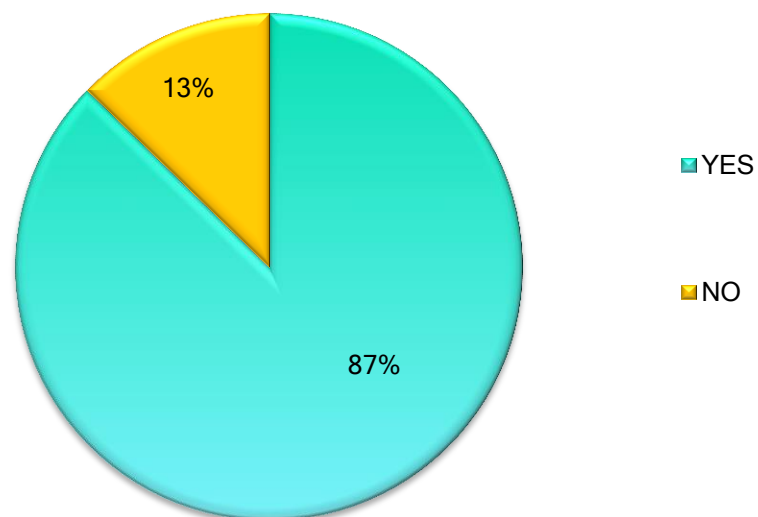
	Count	%
Female	39	54.9%
Male	10	14.1%
Did not respond	22	31.0%
	71	100%

2. What is your current Employment Statue?

	Count	%
Full time	43	60.6%
Part time	12	16.9%
Not employed	16	22.5%
	71	100%

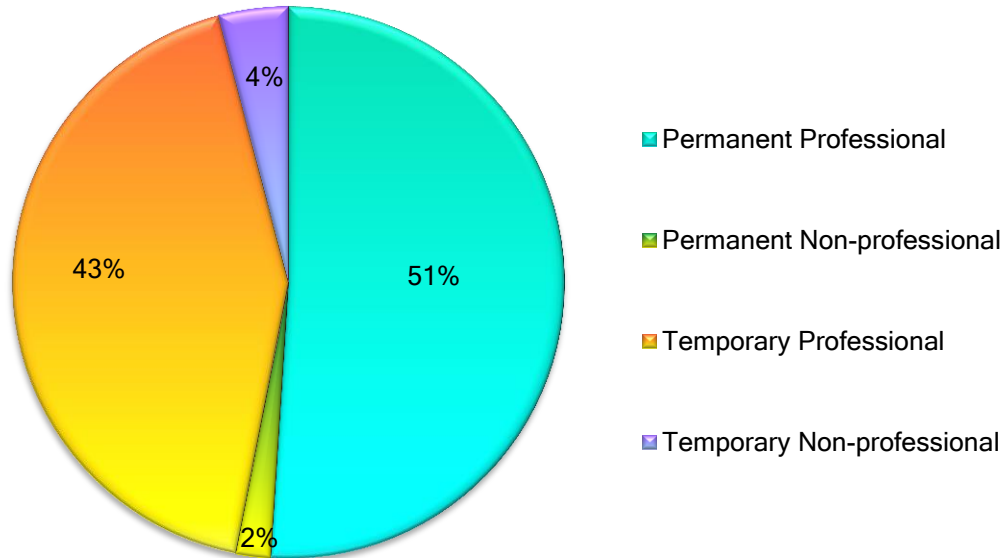
3. Is your current employment related to your MLIS degree?

	Count	%
Yes	48	87.2%
No	7	12.7%
	55	100%



4. What is your current type of appointment / employment?

	Count	%
Permanent Professional	25	51.0%
Temporary Professional	1	2.0%
Permanent Non-Professional	21	42.9%
Temporary Non-Professional	2	4.1%
	49	100%



5. Reported Full-time Annual Salaries

Low Salary	\$30,000
Highest Salary	\$91,600
Median Salary	\$55,000
Average Salary	\$51,966
Total # of respondents	40

6. Range of reported Full-Time Salaries

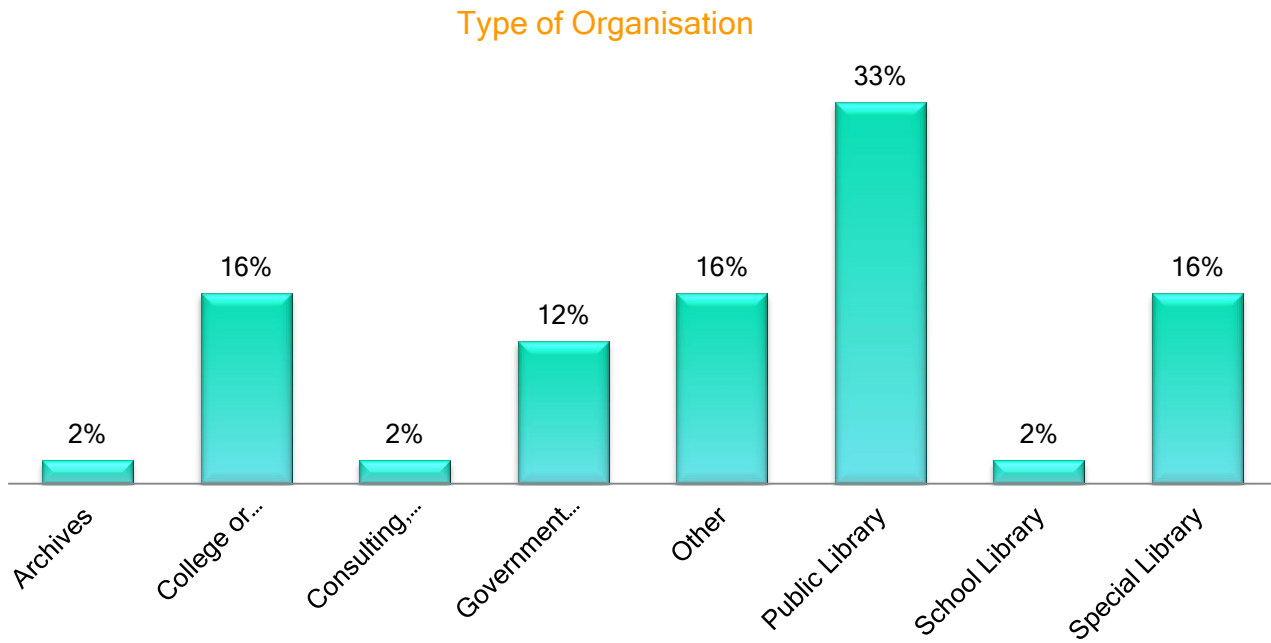
	Count	%
\$30,000 - \$39,999	4	10%
\$40,000 - \$49,999	11	27.5%
\$50,000 - \$59,999	16	40%
\$60,000 - \$69,999	7	17.5%
\$70,000 - \$99,999	2	5%
Total # of respondents	40	100%

7. In what types of organization is your current position? (Select ONE only)

	Count
Archives	1
College or University Library	8
Consulting, Self-employed	1
Government Library	6
Other	8
Public Library	16
School Library	1
Special Library	8
	49

Other:

Non-profit government service organization
Bank
Public Opinion Polling
Hospital Foundation (not a library)
University Registrar Office
Hospital Library
Corporation
Law Firm

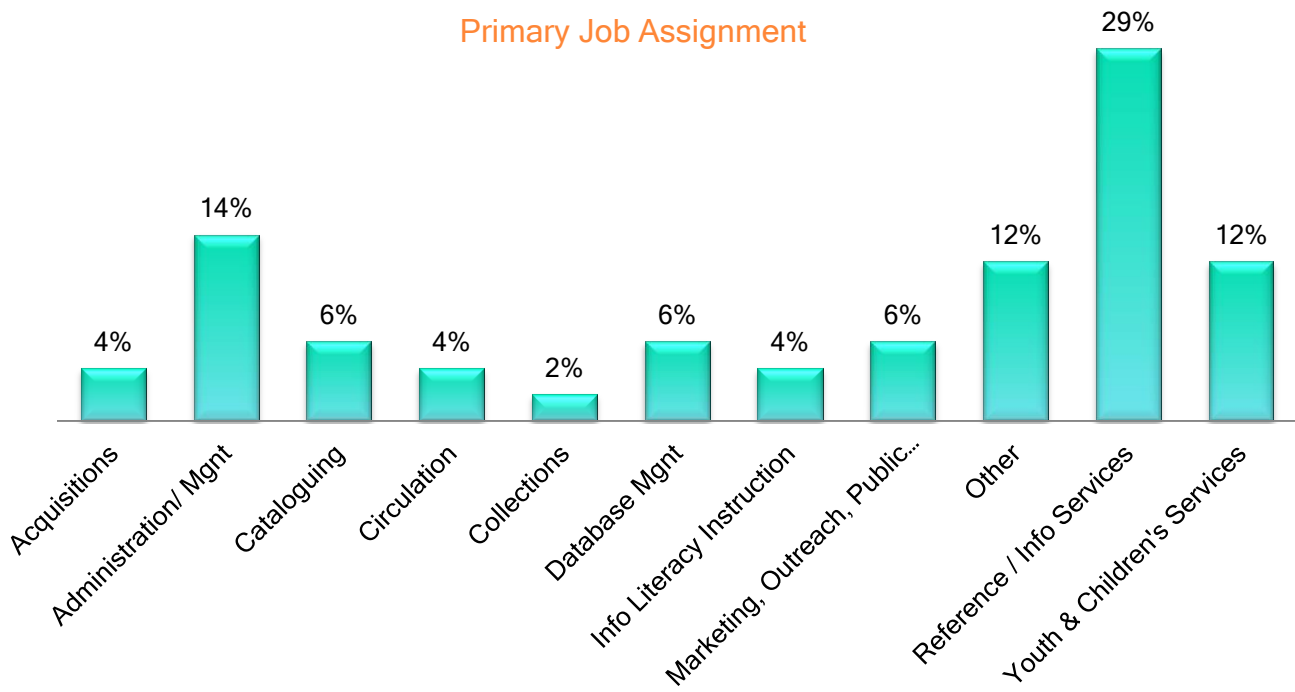


8. What is your Primary job assignment

	Count
Collections	1
Information Literacy Instruction	2
Circulation	2
Acquisitions	2
Marketing, Outreach, Public Relations	3
Database Management	3
Cataloguing	3
Youth and Children's Services	6
Other	6
Administration/ Management	7
Reference / Information Services	14
	49

Other:

Advising (academic)
Evidence based medicine research
Knowledge Management
Research, literature Searches
Database searching & reporting
Liaison



9. Did you participate in Co-op?

	Count
Yes	22
No	33
	55

10. What is the ONE area of knowledge / skill you've acquired while in your MLIS program that you considered most helpful in securing your first job?

	Count
Management, marketing, communication skills	5
Subject specialization (cataloguing, reference, business, science etc.)	5
Technological skills	5
Type of Library environment (academic, public, special, school etc.)	7
Other*	9
Co-op or practicum experience	17
	48

Other:

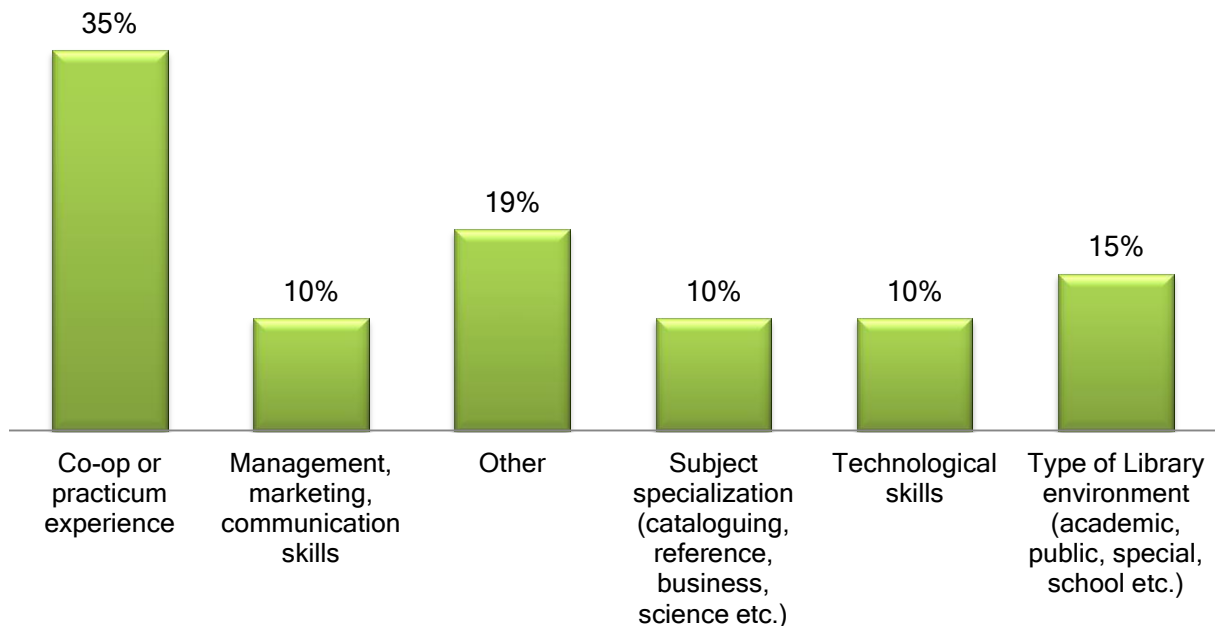
Collection development

Participation in professional organizations -> networking skills

Prospect Research Course

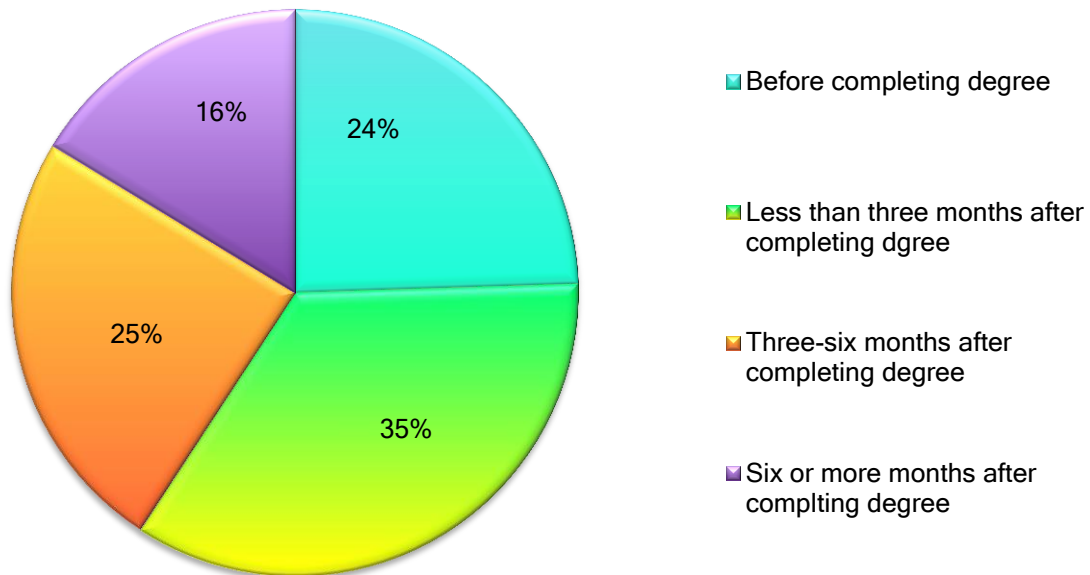
Networking as a result of co-op

Most Helpful knowledge / skill you've acquired while in the MLIS program



11. When did you receive employment?

	Count
Before completing degree	12
Less than three months after graduation	17
Three - six months after graduation	12
Six or more months after graduation	8
	49



12. Location of Placements

	Counts	%
Alberta	4	8.2%
Newfoundland	1	2.0%
Nova Scotia	1	2.0%
Ontario	38	77.6%
Quebec	3	6.1%
Saskatchewan	2	4.1%
	49	100%

13. Situation of Graduates currently not employed in a library / Information Field

	%
Working in another field	19.0%
Seeking employment in the library / information field	71.4%
Pursuing a further degree in another field	9.5%
	100%