



**FACULTY OF INFORMATION & MEDIA STUDIES**  
at *The University of Western Ontario*

2009 MASTER OF LIBRARY AND INFORMATION SCIENCE  
PLACEMENT SURVEY



**Western**  
**FIMS**

Faculty of Information & Media Studies

# SUMMARY

Of the 182 students who graduated from the Master of Library and Information Science program in 2009, 78 completed the placement survey. This represents an overall response rate of 43%.

Note: The majority of statistics which follow in this report (e.g. type of employment, location, etc.) pertain to those respondents who reported finding employment.

## Placement Rate

Of the 78 respondents, 62 reported finding employment. This represents a 79% placement rate. Of those employed, (72%) have secured a position related to their MLIS degree. Over two third of the employed respondents obtained full-time employment (69%), including 32 people who are in permanent positions.

## Salary

The responding graduates holding full-time positions reported an annual salary range from \$29,800 to \$68,000. The median full-time salary was \$52,500.

## Types of Placement and Job Assignment

Positions were offered in many different types of organizations with the most common being public libraries (27%) and university / college libraries (23%). The primary job assignment reported most often was reference / information services (32%), with specified other primary job assignments being second at 17%.

## Skill or Knowledge Most Influential in Securing Employment

This year, 33 respondents participated in the MLIS Co-op Program during their studies (42%). Of the employed respondents, 42% identified their co-op experience as most helpful in securing employment. Technological skills and type of library environment both tied at 16% each.

## Length of Job Search

Approximately 36% of the employed respondents reported securing employment prior of their graduation and 30% found employment in less than three months after graduation. An additional 25% reported receiving employment within three to six months. Altogether, up to 91% of respondents had obtained LIS employment within 6 months of graduation.

## Location of Placement

Most employed respondents reported being employed within Canada, with the majority of positions located in Ontario (66%).

---

## SURVEY DATA

---

Total Number of Survey Respondents: 78

### 1. Gender

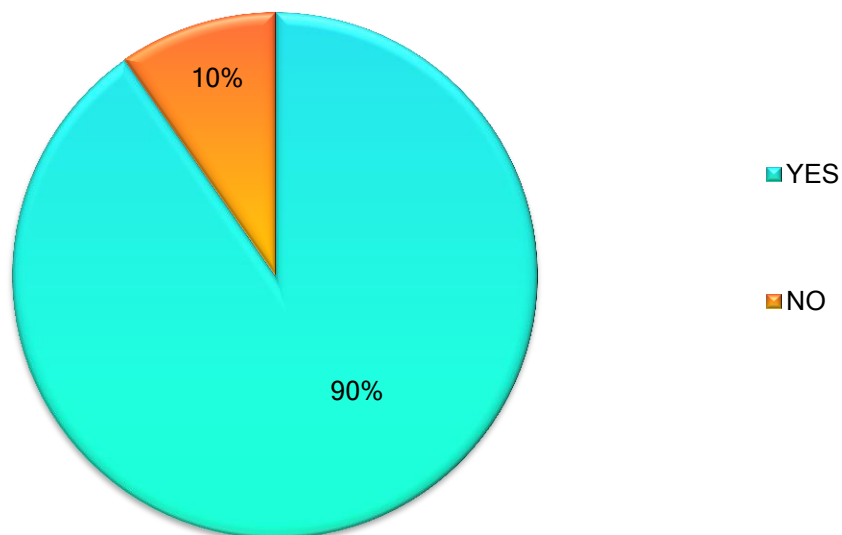
|                 | Count | %     |
|-----------------|-------|-------|
| Female          | 48    | 61.5% |
| Male            | 8     | 10.3% |
| Did not respond | 22    | 28.2% |
|                 | 78    | 100%  |

### 2. What is your current Employment Statue?

|              | Count | %     |
|--------------|-------|-------|
| Full-Time    | 43    | 55.1% |
| Part-Time    | 19    | 24.4% |
| Not Employed | 16    | 20.5% |
|              | 78    | 100%  |

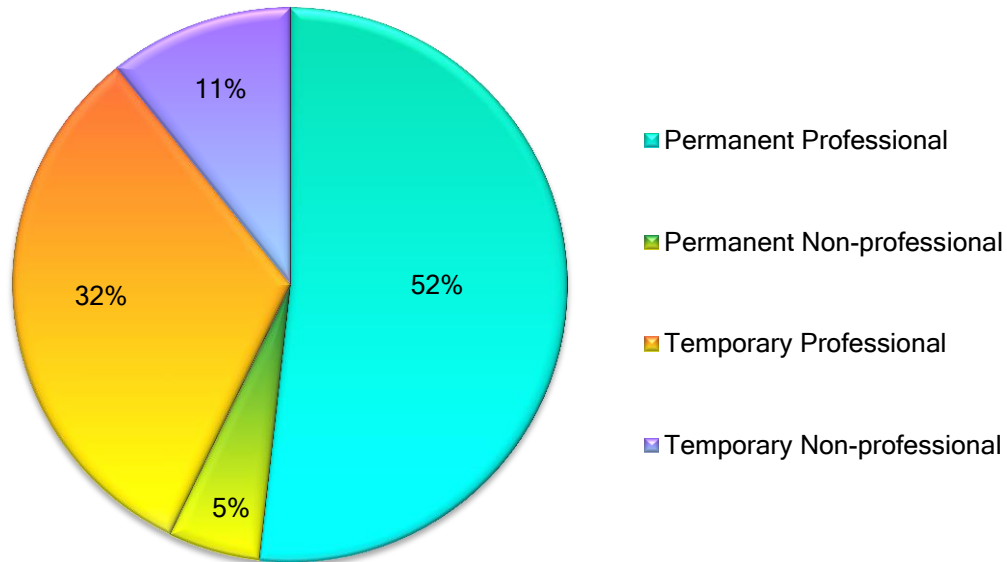
### 3. Is your current employment related to your MLIS degree?

|     | Count | %     |
|-----|-------|-------|
| Yes | 56    | 90.3% |
| No  | 6     | 9.7%  |
|     | 62    | 100%  |



#### 4. What is your current type of appointment / employment?

|                            | Count | %     |
|----------------------------|-------|-------|
| Permanent Professional     | 29    | 52.7% |
| Temporary Professional     | 17    | 30.9% |
| Permanent Non-Professional | 3     | 5.5%  |
| Temporary Non-Professional | 6     | 10.9% |
|                            | 55    | 100%  |



#### 5. Reported Full-time Annual Salaries

|                        |          |
|------------------------|----------|
| Low Salary             | \$29,800 |
| Highest Salary         | \$68,000 |
| Median Salary          | \$52,500 |
| Average Salary         | \$51,409 |
| Total # of respondents | 41       |

#### 6. Range of reported Full-Time Salaries

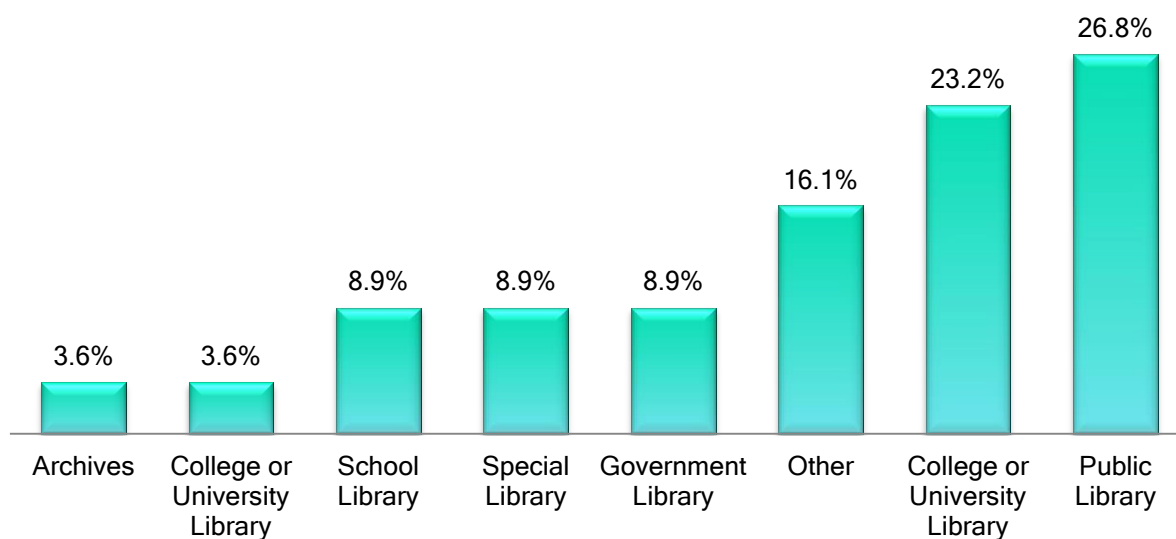
|                        | Count | %     |
|------------------------|-------|-------|
| \$29,500 - \$39,999    | 6     | 14.6% |
| \$40,000 - \$49,999    | 5     | 12.3% |
| \$50,000 - \$59,999    | 24    | 58.5% |
| \$60,000 - \$69,999    | 6     | 14.6% |
| Total # of respondents | 41    |       |

## 7. In what types of organization is your current position? (Select ONE only)

|                               | Count |
|-------------------------------|-------|
| Archives                      | 2     |
| Consulting, Self-Employed     | 2     |
| School Library                | 5     |
| Special Library               | 5     |
| Government Library            | 5     |
| Other*                        | 9     |
| University or College Library | 13    |
| Public Library                | 15    |
|                               | 56    |

### Other:

Government, non-library  
 Library System (Public)  
 Consulting Private Firm  
 Health Research Facility  
 Government Info Management (2)  
 Knowledge Ontario  
 University - Development Office  
 Private Company

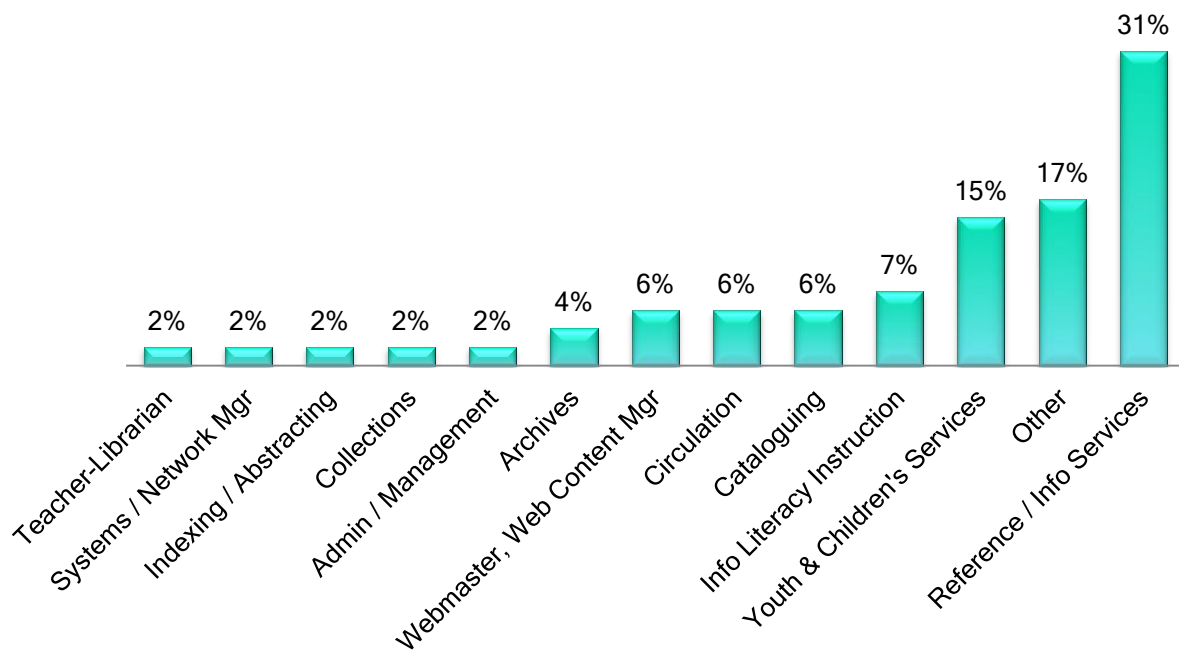


## 8. What is your Primary job assignment

|                                  | Count |
|----------------------------------|-------|
| Teacher-Librarian                | 1     |
| Systems / Network Manager        | 1     |
| Indexing / Abstracting           | 1     |
| Collections                      | 1     |
| Administration / Management      | 1     |
| Archives                         | 2     |
| Webmaster, Web Content Manager   | 3     |
| Circulation                      | 3     |
| Cataloguing                      | 3     |
| Information Literacy Instruction | 4     |
| Youth and Children's Services    | 8     |
| Other*                           | 9     |
| Reference / Information Services | 17    |
|                                  | 54    |

### Other:

Consultant - a lot of the above  
 Collaboration Web 2.0  
 Information Management  
 Information Architectures  
 Website Architecture  
 Records Management  
 Research  
 Generalized Librarian  
 Enterprise content Management



### 9. Did you participate in Co-op?

|     | Count |
|-----|-------|
| Yes | 33    |
| No  | 45    |
|     | 55    |

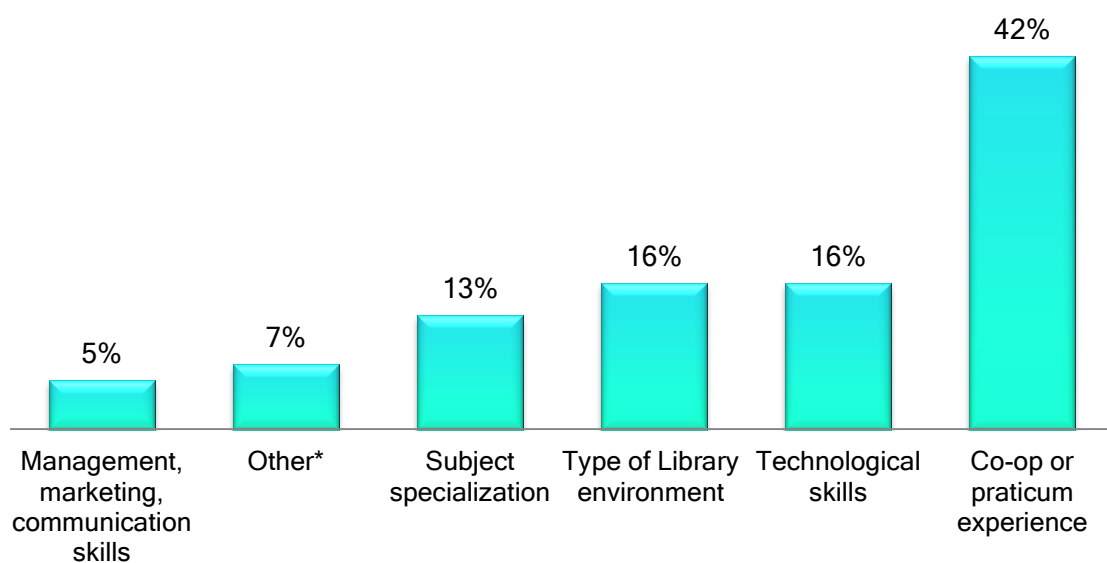
### 10. What is the ONE area of knowledge / skill you've acquired while in your MLIS program that you considered most helpful in securing your first job?

|  | Count |
|--|-------|
| Co-op experience   | 22    |
| Management, marketing, communication skills                              | 3     |
| Subject specialization (cataloguing, reference, business, science, etc.) | 7     |
| Technological skills   | 9     |
| Type of library environment (academic, public, special, school, etc.)    | 9     |
| Other*   | 2     |
|  | 52    |

#### Other:

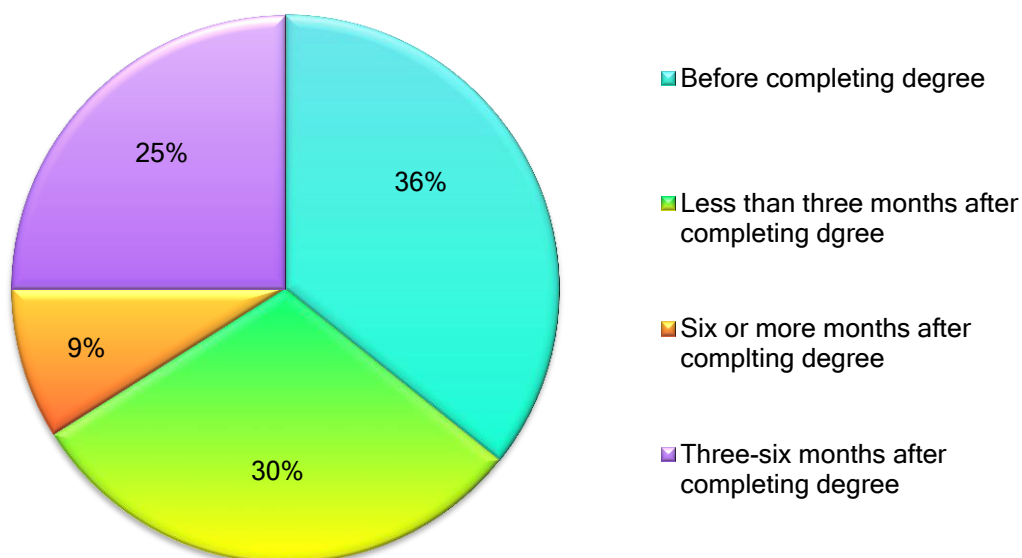
Extracurricular Involvement (1)

Archival Practical Project (1)



### 11. When did you receive employment?

|   | Count |
|---|-------|
| Before completing degree                | 20    |
| Less than three months after graduation | 17    |
| Three - six months after graduation     | 14    |
| Six or more months after graduation     | 5     |
|   | 56    |



### 12. Location of Placements

|                  | Counts | %     |
|------------------|--------|-------|
| Alberta          | 10     | 17.9% |
| British Columbia | 2      | 3.6%  |
| International    | 2      | 3.6%  |
| Newfoundland     | 1      | 1.8%  |
| Nova Scotia      | 1      | 1.8%  |
| Ontario          | 37     | 66.1% |
| Quebec           | 1      | 1.8%  |
| Saskatchewan     | 2      | 3.6%  |
|                  | 56     | 100%  |

### 13. Situation of Graduates currently not employed in a library / Information Field

|                                     | %    |
|-------------------------------------|------|
| Seeking employment in the LIS field | 95%  |
| Other*                              | 5%   |
|                                     | 100% |

Other:  
Working in Retail