



FACULTY OF INFORMATION & MEDIA STUDIES
at *The University of Western Ontario*

2016 MASTER OF LIBRARY AND INFORMATION SCIENCE
PLACEMENT SURVEY



Western
FIMS

Faculty of Information & Media Studies

SUMMARY

A total of 114 students graduated from the Master of Library and Information Science program in 2016. Of those graduates, 60 completed the placement survey. This represents an overall response rate of 45.6%.

Note: The majority of statistics that follow in this report (e.g. type of employment, location, etc.) pertain to those respondents who reported finding employment related to their MLIS degree.

Placement Rate

Of the 60 respondents, 42 reported finding employment. This represents 70% placement rate. Of those employed, 95% have secured a position related to their MLIS degree. Of the 40 respondents with employment related to their MLIS degree, over three quarter obtained full-time employment (76%), including 14 people who are in permanent positions.

Salary

The responding graduates holding full-time positions related to their MLIS degree reported an annual salary range from \$30,000 to \$67,000. The full-time salary average was \$51,722.

Types of Placement and Job Assignment

Positions were offered in many different types of organizations with the most common being public libraries (43%) and academic libraries (25%). The primary job assignment reported most often was Programming (40%), Reference/Information Services (32%), followed closely by Information Literacy (25%) and Collections Management (23%) respectively.

Skill or Knowledge Most Influential in Securing Employment

This year, 23 of the 40 respondents (58%) with employment related to their MLIS degree participated in the MLIS Co-op Program during their studies and they all identified their co-op experience as most helpful in securing employment. Connecting people with information was also an influential factor receiving 20% response rate.

Length of Job Search

Just under 30% of the employed respondents reported securing employment prior to their graduation and 45% found employment in less than three months after graduation. An additional 23% reported receiving employment within three to six months. Altogether, roughly 98% of the respondents obtained LIS employment prior to and within 6 months of graduation.

Location of Placement

All employed respondents reported being employed within Canada, with the majority of positions located in Ontario (77%).

SURVEY DATA

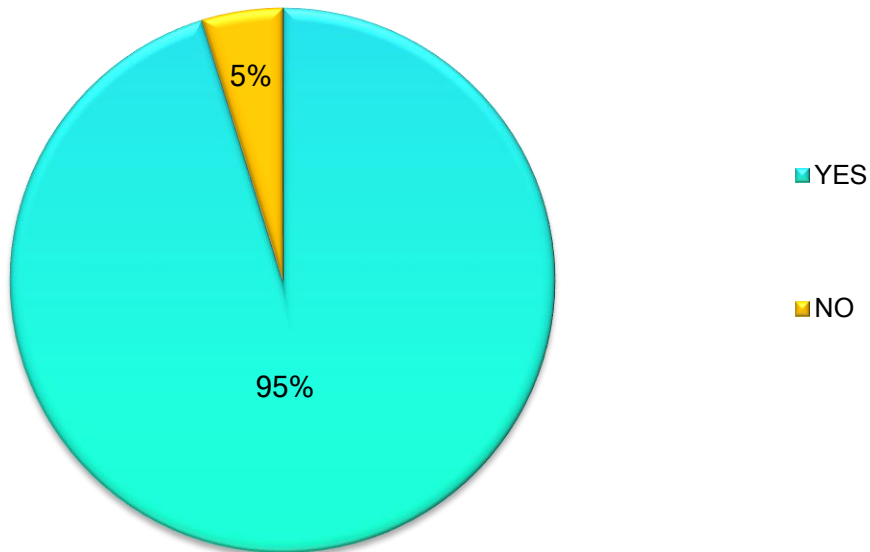
Total Number of Survey Respondents:

What is your current employment statue?

	Count	%
Full-Time	33	61%
Part-Time	9	17%
Not Employed	12	22%
	54	

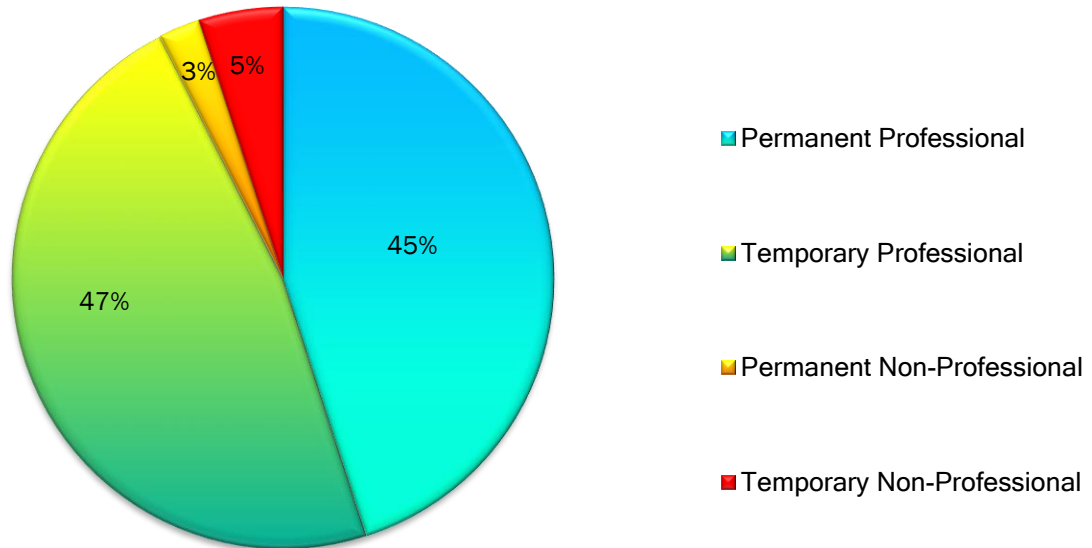
3. Is your current employment related to your MLIS degree?

	Count	%
Yes	40	95%
No	2	5%
	42	



4. What is your current type of appointment / employment?

	Count	%
Permanent Professional	18	45%
Temporary Professional	19	47%
Permanent Non-Professional	1	3%
Temporary Non-Professional	2	5%
	40	



5. Reported Full-time Annual Salaries

Highest Salary	\$67,300
Median Salary	\$54,000
Average Salary	\$51,722
Total # of respondents	31

6. Range of reported Full-Time Salaries

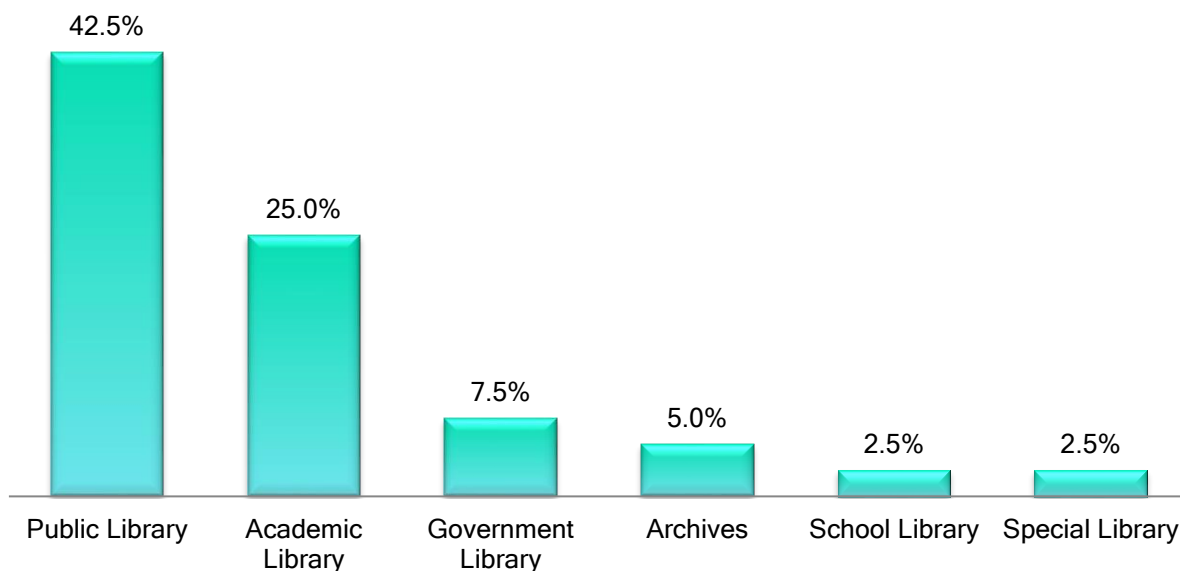
	Count	%
\$39,999 & under	2	6.5%
\$40,000 - \$49,999	8	25.8%
\$50,000 - \$59,999	12	38.7%
\$60,000 - \$69,999	9	29.0%
Total # of respondents	31	

7. In what types of organization is your current position? (Select ONE only)

	Count
Academic Library	10
Archives	2
Government Library	3
Public Library	17
School Library	1
Special Library	1
Other*	6
	40

*Others included:

- Academic non-library
- Corporate
- Government Branch
- Government Department
- Law Firm Library
- Municipality



8. What is your primary job assignment (may select up to a maximum of 3 options)

	Count
Access to Information / Privacy Officer	3
Administration/Management	4

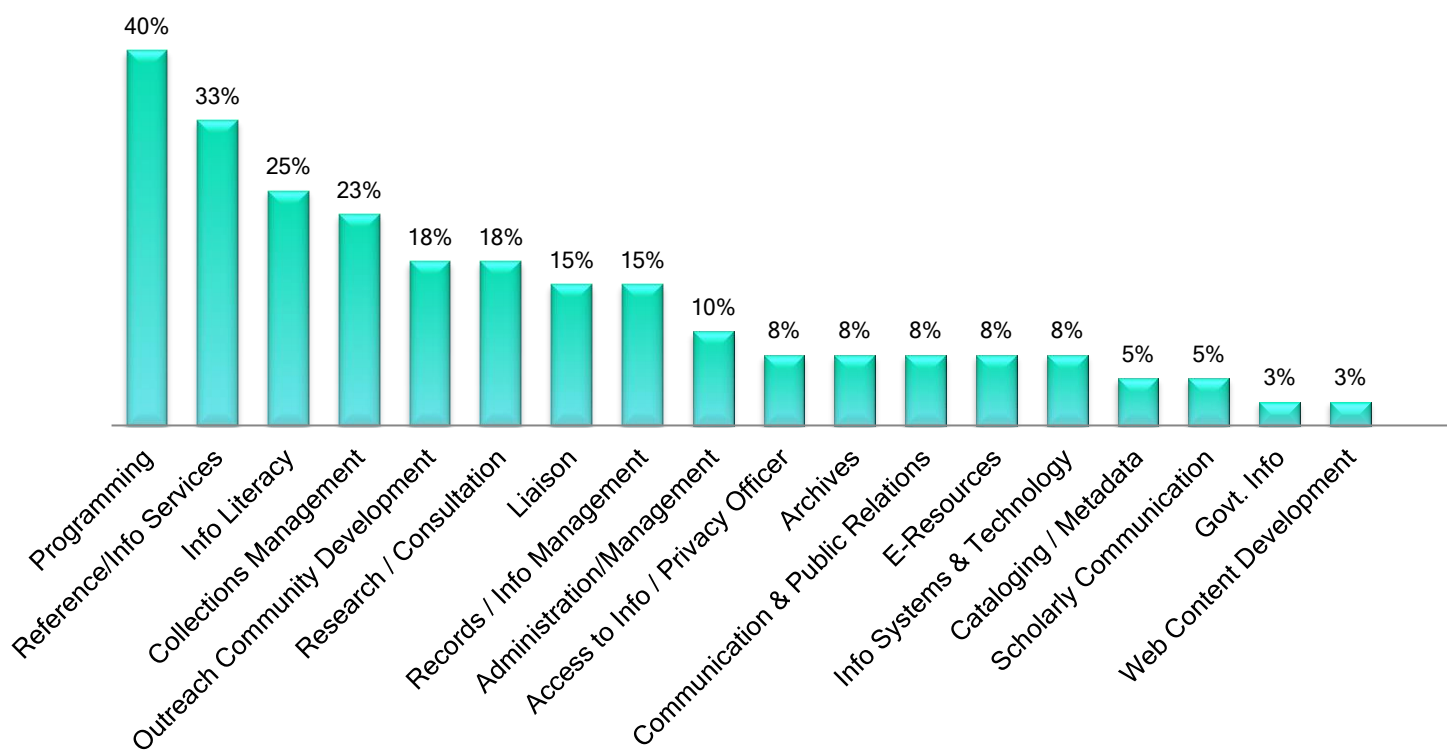
Archives	3
Cataloging / Metadata	2
Collections Management	9
Communication & Public Relations	3
E-Resources	3
Govt. Information	1
Information Systems & Technology	3
Information Literacy	10
Liaison	6
Outreach Community Development	7
Programming	16
Records / Information Management	6
Reference/Information Services	13
Research / Consultation	7
Scholarly Communication	2
Web Content Development	1
<hr/>	
Other	3
<hr/>	
	102

Other options include:

Policy writer / Information security/ Awareness and training

Reference

Training

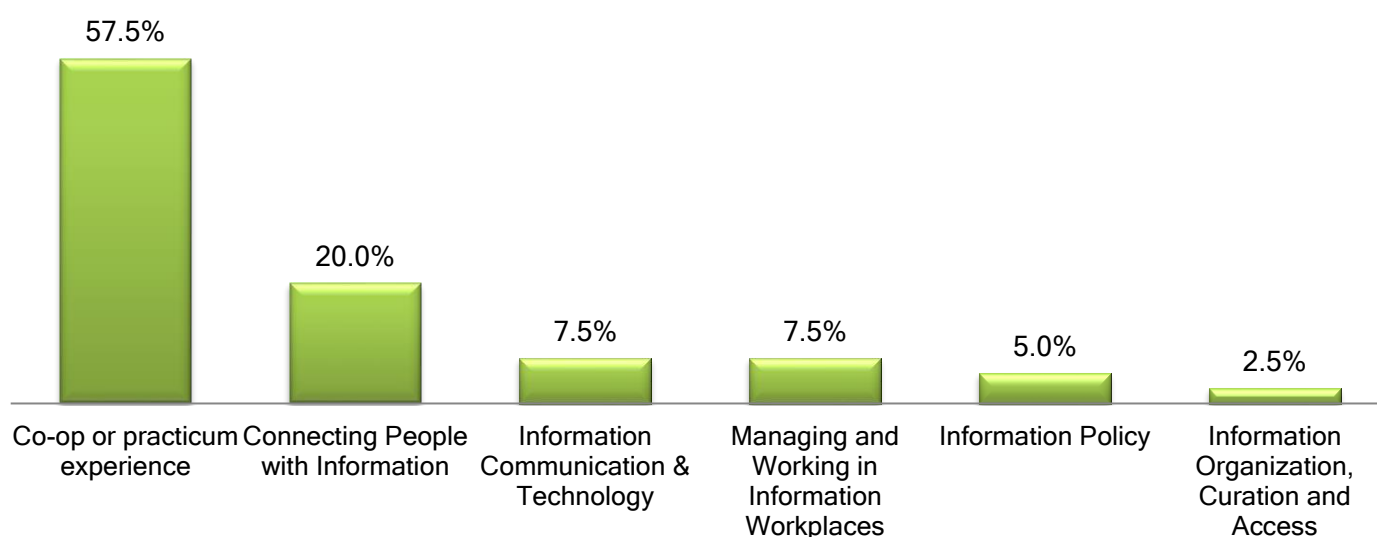


9. Did you participate in Co-op?

	Count
Yes	23
No	17

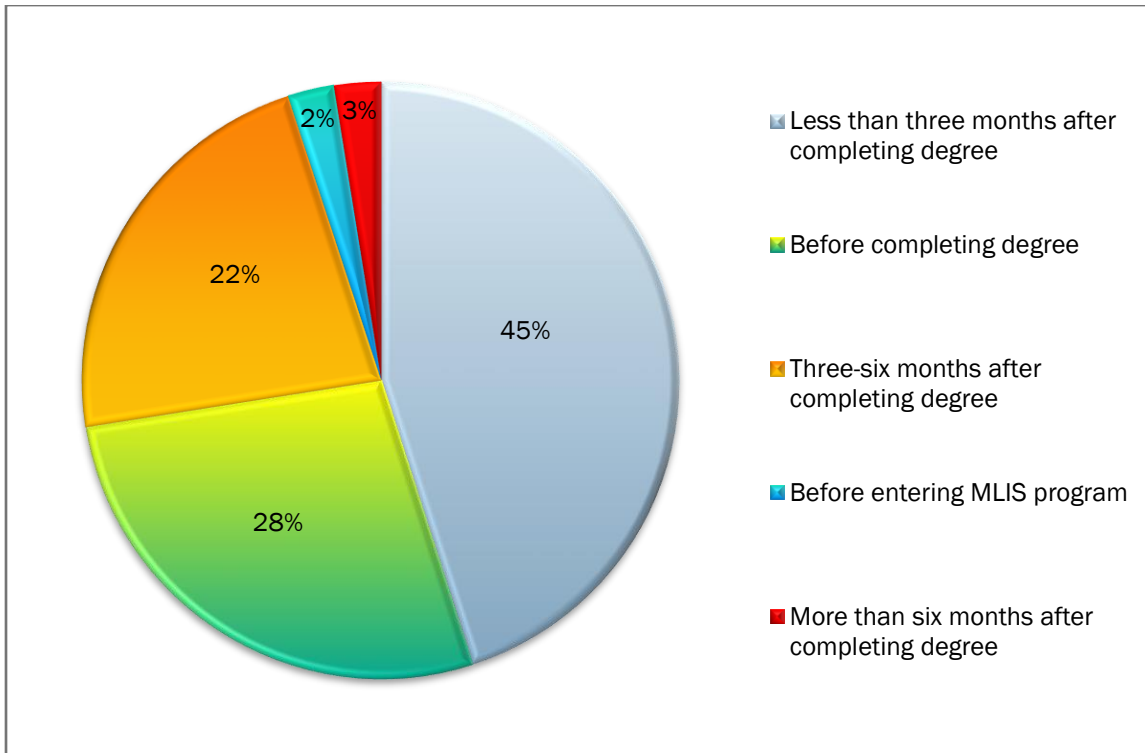
10. What is the ONE area of knowledge / skill you've acquired while in your MLIS program that you considered most helpful in securing your first job?

	Count
Co-op or practicum experience	23
Connecting People with Information	8
Information Communication & Technology	3
Managing and Working in Information Workplaces	3
Information Policy	2
Information Organization, Curation and Access	1
	40



11. When did you receive employment?

	Count
Before entering MLIS program	1
Before completing degree	11
Less than three months after completing degree	18
Three-six months after completing degree	9
More than six months after completing degree	1
	40



12. Location of Placements

	Counts	%
Ontario	30	77%
Manitoba	3	7.7%
British Columbia	3	7.7%
Alberta	1	2.6%
Saskatchewan	1	2.6%
Newfoundland	1	2.6%
	39	

* One participant indicated "Canada" as the location of their placement.

13. Situation of Graduates currently not employed in a library / Information Field

	Counts	%
Seeking employment in the library / info field	9	82%
Pursuing a further degree in the library / info studies field	1	9%
Pursuing a further degree in another field	1	9%
	11	

*One candidate indicated unemployed under "other".