



# 2024 MASTER OF LIBRARY AND INFORMATION SCIENCE PLACEMENT SURVEY

# 2024 Master of Library and Information Science Placement Survey

## Summary of Report

A total of 123 students completed the requirements of the Master of Library and Information Science program in 2024. Those graduates were sent a placement survey in August of 2025. Of those students, 42 completed the survey for a response rate of 34%.

## Placement Rate

Of the 42 respondents, 30 reported finding employment. This represents a 92% employment rate. Of those employed, 92% secured a position related to the MLIS degree. 72% obtained full-time employment and 67% are employed in a continuing position. Two of the three respondents yet to find employment are still seeking employment in the field.

## Salary

The responding graduates holding full-time positions related to their MLIS degree reported an average annual salary of \$68,800 ranging from \$32,000 to \$96,000. The average salary for all graduates employed in a position related to their MLIS degree is \$61,300.

## Types of Placements and Job Assignments

Respondents are employed by a variety of different types of organizations although most are employed in traditional library settings. 51% of respondents are employed in public libraries, 15% are employed in academic libraries, and 8% are employed in government positions. The remaining quarter of respondents are employed in archives, special libraries, library cooperatives/networks, banks, museums etc. The primary job assignments reported by respondents are as follows; reference/Information Services (33%), programming (28%), collections management (23%), administrative/management (23%), information literacy (18%), outreach and community development (18%).

## Skill or Knowledge Most Influential in Securing Employment

Of the respondents who participated in co-op as an MLIS student, 68% identified co-op as the most helpful in securing their first job. Other areas of skill and knowledge that respondents indicated as having the most impact in obtaining their first job included managing and working in information workplaces (20%), connecting people with information (18%), information organization, curation and access and managing (15%), and information communication and technology (13%).

## Length of Job Search

Of those employed, 24% of respondents reported securing employment before completing the degree. In total 89% of respondents were employed in the LIS field within 6 months of completing their LIS degree. For 11% of respondents, it took more than six months to find employment after degree completion.

## Location of Placement

97% all employed respondents indicated that they were currently employed within Canada. Most respondents (68%) were employed in Ontario. British Columbia employed the second most graduates (13%), while students were also employed in Alberta Saskatchewan, Manitoba, and the US.

## Survey Data

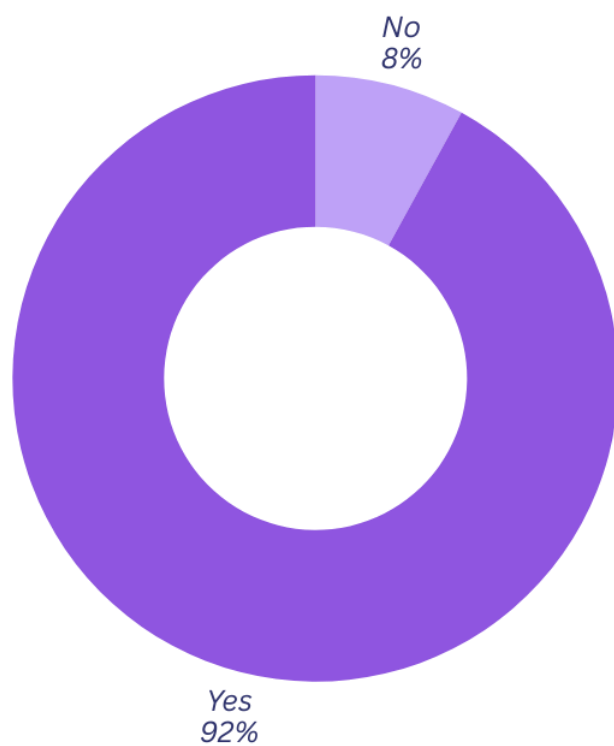
### What is your current employment status?

	Count	%
Full-Time	30	72
Part-Time	9	21
Not Employed	3	7
<b>Total</b>	<b>42</b>	<b>100</b>

### Is your current employment related to your MLIS degree?

	Count	%
Yes	36	92
No	3	8
<b>Total</b>	<b>39</b>	<b>100</b>

### IS YOUR CURRENT EMPLOYMENT RELATED TO YOUR MLIS DEGREE?



### What is your current type of appointment/employment?

	Count	%
Permanent	26	67
Temporary	13	33
<b>Total</b>	<b>39</b>	<b>100</b>

### Reported full-time annual salaries (in careers related to their degree)

	Salary (CAD)
Lowest	\$32,000
Highest	\$96,000
Average	\$68,800
<b>Number of Respondents</b>	<b>27</b>

### Range of Reported full-time salaries (in careers related to their degree)

	Count	%
\$30,000 – \$49,999	2	7
\$50,000 – \$59,999	5	19
\$60,000 – \$69,999	6	22
\$70,000 & above	14	52
<b>Total</b>	<b>27</b>	<b>100</b>

## FULL-TIME ANNUAL SALARIES

In careers related to their degree



**In what type of organization is your current position? (Select ONE only)**

	Count
Public Library	20
Academic Library	6
Government	3
Archives	1
School Library	1
Special Library	1
*Other	7
<b>Total</b>	<b>39</b>

*\*Includes: Bank, Museum, Publishing House etc.*

**What is your primary job assignment (may select up to a maximum of 3 options)**

	Count
Reference/Information Services	13
Programming	11
Administration/Management	9
Collections Management	9
Information Literacy	7
Outreach Community Development	7
Research / Consultation	5
E-Resources	4
Communication and Public Relations	4
Other	4
Cataloging / Metadata	3
Liaison	3
Records / Information Management	3
Information Systems & Technology	2
Database Management	2
Archives	2
Access to Information / Privacy officer,	2
Copyright,	1
Data Librarian	1
Teacher-Librarian	1
<b>Total</b>	<b>93</b>

### Did you participate in co-op?

	Count	%
Yes	19	45
No	23	55
<b>Total</b>	<b>42</b>	<b>100</b>

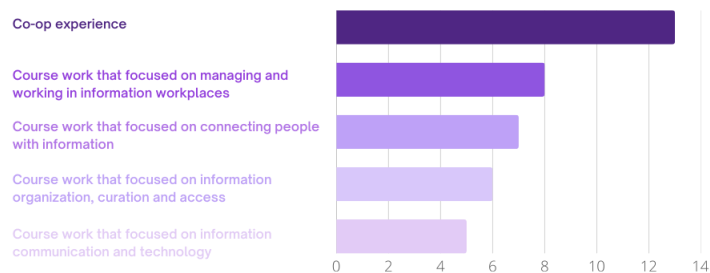
### DID YOU PARTICIPATE IN CO-OP?



### What is the ONE area of knowledge/skill you've acquired while in your MLIS program that you considered most helpful in securing your first job?

	Count
Co-op experience	13
Managing and Working in Information Workplaces	8
Connecting People with Information	7
Information Organization, Curation and Access	6
Information Communication & Technology	5
<b>Total</b>	<b>39</b>

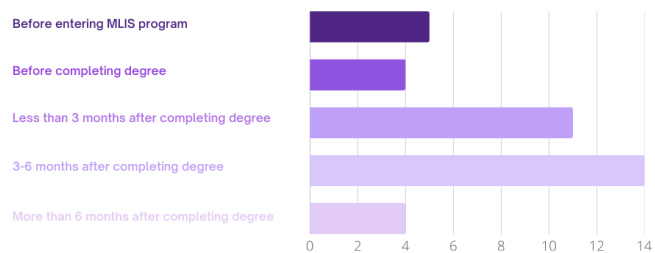
### Most helpful in securing your first job?



### When did you obtain employment?

	Count
Before entering MLIS program	5
Before completing degree	4
Less than three months after completing degree	11
Three-six months after completing degree	14
More than six months after completing degree	4
<b>Total</b>	<b>38</b>

### When did you obtain employment?



### Location of employment

	Count
Ontario	26
Another province/country	13
<b>Total</b>	<b>39</b>

### Situation of graduates currently not employed in a library/information field

	Count
Working in another field	3
Seeking employment in the library/information field	3
Pursuing a further degree in another field	0
Other	0
<b>Total</b>	<b>6</b>