FACULTY OF INFORMATION & MEDIA STUDIES

at *The* University *of* Western Ontario

2014 MASTER OF LIBRARY AND INFORMATION SCIENCE PLACEMENT SURVEY

Western FIMS

Faculty of Information & Media Studies

SUMMARY

A total of 152 students graduated from the Master of Library and Information Science program in 2014. Of those graduates, 63 completed the placement survey. This represents an overall response rate of 41.4%.

Note: The majority of statistics which follow in this report (e.g. type of employment, location, etc.) pertain to those respondents who reported finding employment.

Placement Rate

Of the 63 respondents, 52 reported finding employment. This represents 82.5% placement rate. Of those employed, 85% have secured a position related to their MLIS degree. Of the 44 respondents with employment related to their MLIS degree, three quarter obtained full-time employment (75%), including 15 people who are in permanent positions.

Salary

The responding graduates holding full-time positions reported an annual salary range from $27,000 to $80,000. The median full-time salary was $50,000.

Types of Placement and Job Assignment

Positions were offered in many different types of organizations with the most common being Academic libraries (27%) and public libraries (25%). The primary job assignment reported most often was Reference/Information Services (18%), followed by Outreach Community Development with 11% and Research / Consultation being third at 9%.

Skill or Knowledge Most Influential in Securing Employment

This year, 22 respondents had participated in the MLIS Co-op Program during their studies. Of the respondents, 45% identified their co-op experience as most helpful in securing employment. Connecting people with information and managing and working in information workplaces were also influential factors receiving 19% and 17% responses respectively.

Length of Job Search

Just over a quarter of the employed respondents reported securing employment prior of their graduation and 26% found employment in less than three months after graduation. An additional 33% reported receiving employment within three to six months. Altogether, roughly 88% of the respondents obtained LIS employments prior to and within 6 months of graduation.

Location of Placement

Most employed respondents reported being employed within Canada, with the majority of positions located in Ontario (48%).

SURVEY DATA

Total Number of Survey Respondents: 63

What is your current employment statue?

	Count	%
Full-Time	40	63.5%
Part-Time	12	19.0%
Not Employed	11	17.5%
	63	

3. Is your current employment related to your MLIS degree?

	Count	%
Yes	44	85%
No	8	15%
	52	100%

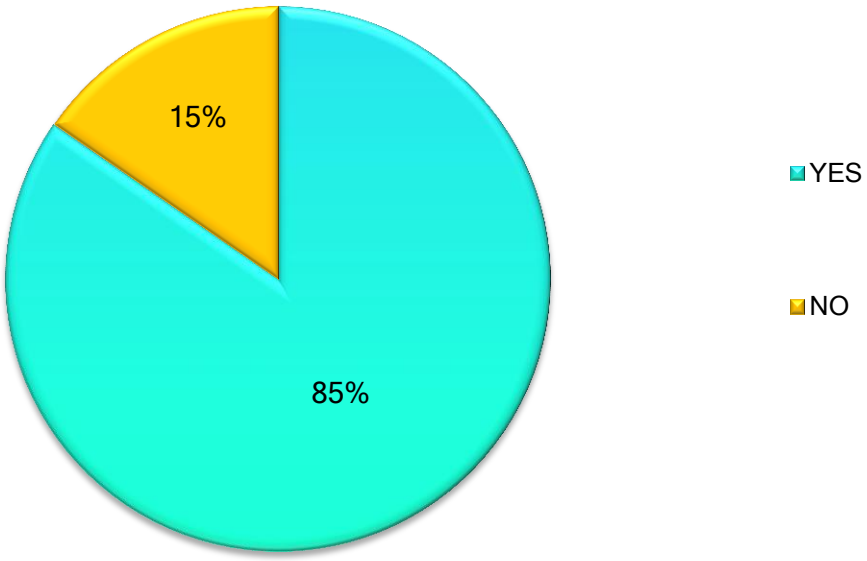

4. What is your current type of appointment / employment?

	Count	%
Permanent Professional	17	40%
Temporary Professional	18	42%
Permanent Non-Professional	4	9%
Temporary Non-Professional	4	9%
	43	100%

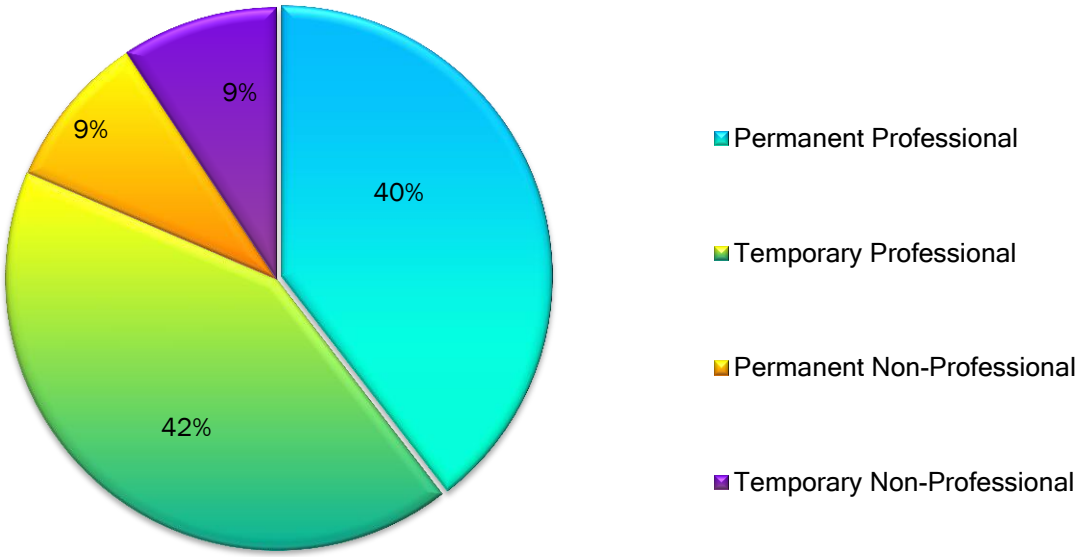

5. Reported Full-time Annual Salaries

Low Salary	$27,000
High Salary	$80,000
Median Salary	$50,000
Average Salary	$49,000
Total # of respondents	28

6. Range of reported Full-Time Salaries

	Count	%
$27,000 - $39,999	7	25%
$40,000 - $49,999	6	21%
$50,000 - $59,999	7	25%
$60,000 - $69,999	6	21%
$70,000 & above	2	7%
Total # of respondents	28	

7. In what types of organization is your current position? (Select ONE only)

	Count
Academic Library	14
Public Library	13
Special Library	4
Archives	2
Government Library	1
Information Industry (E.g. Lexis Nexis, Silverplatter etc.)	1
School Library	1
Other*	16
	52

*Others included:

Heritage site
Non-profit
Academic Archive
School library and Public Library
College
Government - General

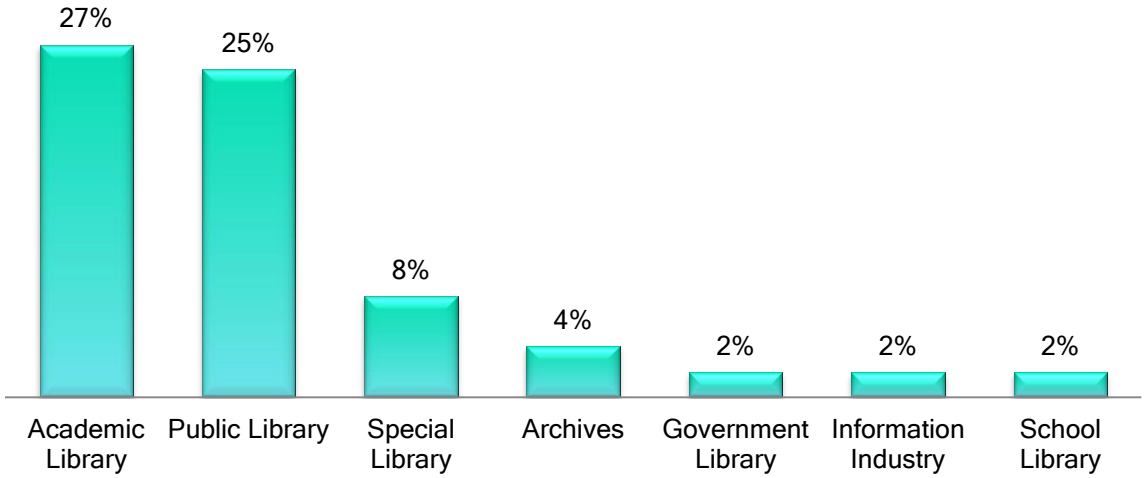

8. What is your primary job assignment (may select up to a maximum of 3 options)

	Count
Reference/Information Services	17
Outreach Community Development	10
Research / Consultation	9
Collections Management	8
Archives	6
Cataloging / Metadata	6
Liaison	6
Programming	6
Information Literacy	5
Records / Info Management	4

Database Management	3
E-Resources	3
Communication & Public Relations	2
Administration/Management	1
Copyright	1
Government Information	1
Prospect Management	1
Teacher-Librarian	1
Web Content Development	1
Other	4
	95

Others options include:
Children's librarian
Circulation
Circulation Aides
Assessment

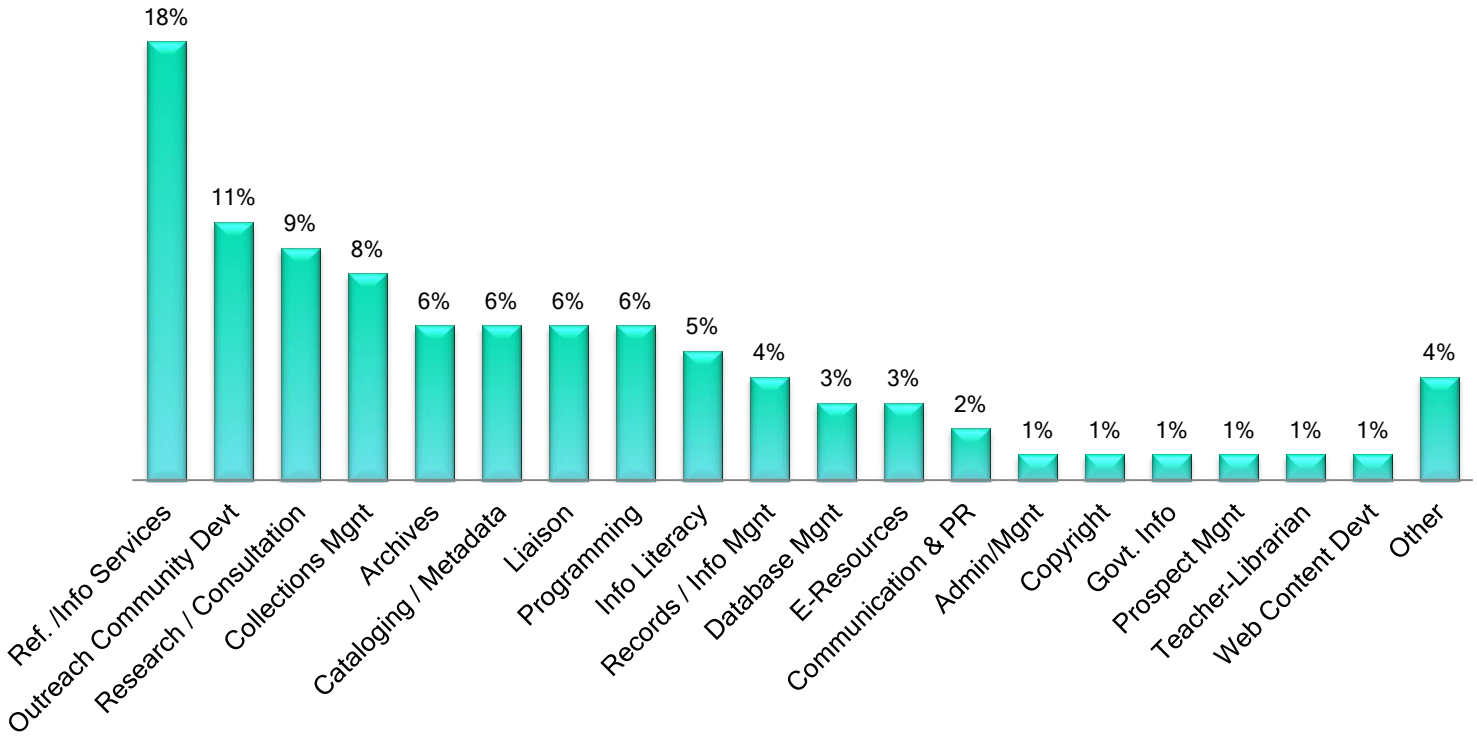

9. Did you participate in Co-op?

	Count
Yes	22
No	30
	52

10. What is the ONE area of knowledge / skill you've acquired while in your MLIS program that you considered most helpful in securing your first job?

	Count
Co-op or practicum experience	19
Connecting People with Information	8
Managing and Working in Information Workplaces	7
Information Communication & Technology	5
Information Organization, Curation and Access	3
	42

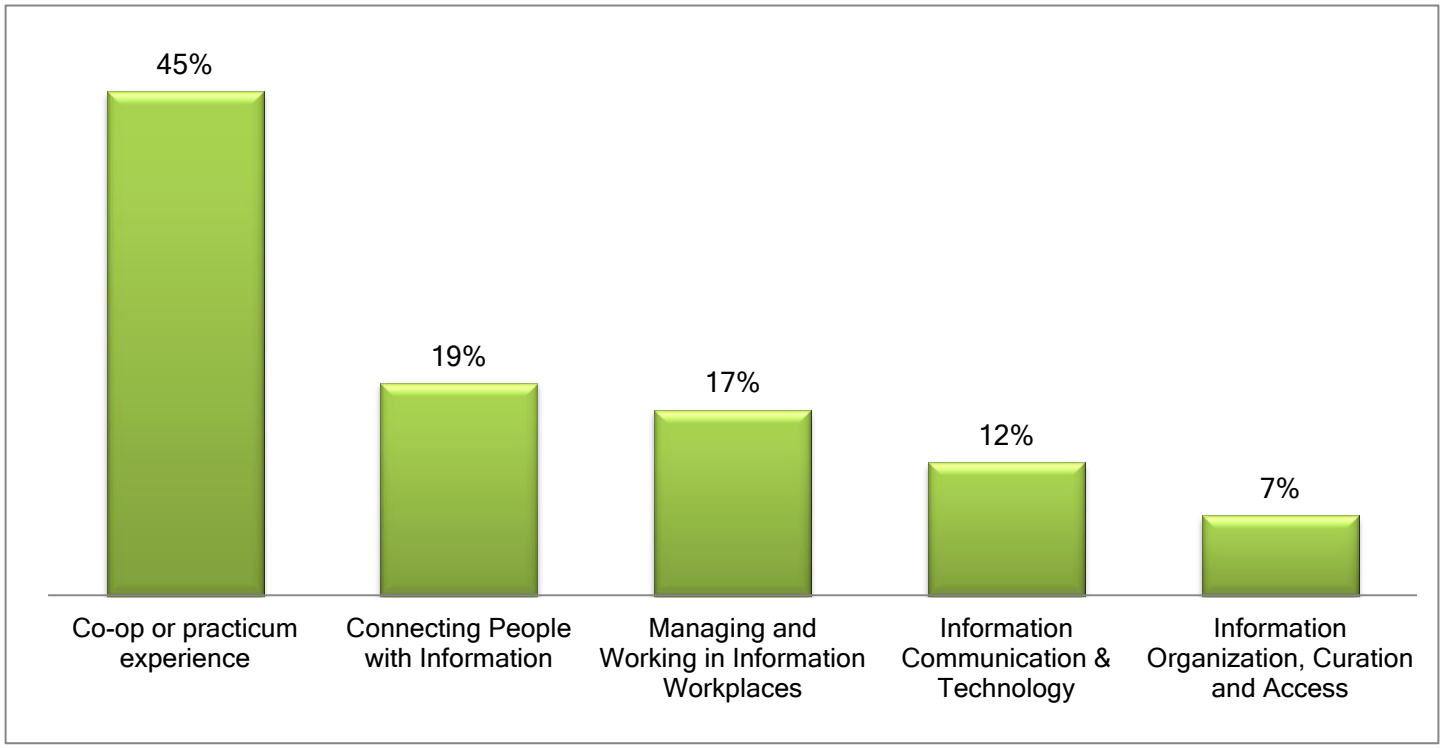

11. When did you receive employment?

	Count
Before entering MLIS program	1
Before completing degree	11
Less than three months after completing degree	11
Three-six months after completing degree	14
Six or more months after completing degree	5
	42

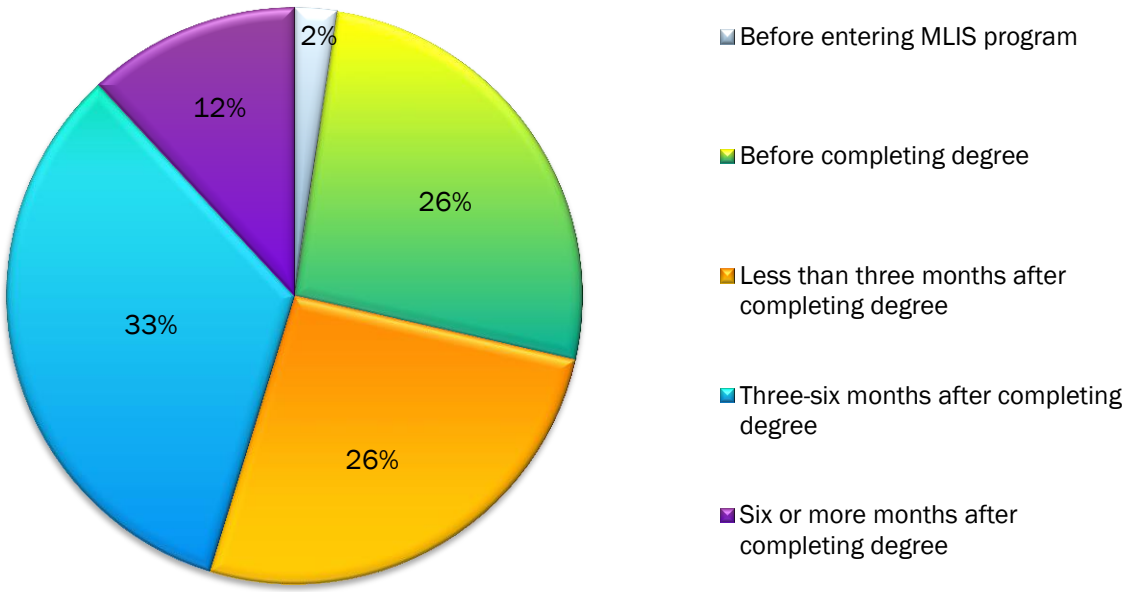

12. Location of Placements

	Counts	%
Ontario	20	48%
Alberta	7	17%
Canada	2	5%
International	2	5%
Newfoundland and Labrador	2	5%
Quebec	2	5%
Saskatchewan	2	5%
United States	2	5%
British Columbia	1	2%
Manitoba	1	2%
New Brunswick	1	2%
	42	

*Two candidate indicated “Canada” as their placement location

13. Situation of Graduates currently not employed in a library / Information Field

	Counts	%
Working in another filed	4	21%
Seeking employment in the library / info field	12	63%
Pursing a further degree in another field	1	5%
Other	2	11%
	19	