

2004 Master of Library & Information Science Placement Survey

FACULTY OF INFORMATION AND MEDIA STUDIES

The University of Western Ontario



**2004 Placement Survey of MLIS Graduates
Faculty of Information and Media Studies
The University of Western Ontario**

SUMMARY

Of the 111 students who graduated from the Master of Library and Information Science program in 2004, 44 graduates completed the placement survey. This represents an overall response rate of 39.6%.

Placement Rate

Of the 44 respondents, 42 reported finding employment, representing a 95% placement rate. Over 90% of placements were in positions related to the MLIS degree. The majority of graduates were employed in full-time positions (77.3%), most in permanent professional positions (63.4%).

Types of Placement and Job Assignment

Graduates were employed in many different types of organizations, the most common being a public library (35.7%), followed by a university or college library (21.4%). Primary job assignments also varied widely, with the most common being reference or information services (33.3%).

Salary

Graduates holding full-time positions reported a salary range from \$35,000 to \$62,000. The average reported full-time salary was \$46,204.

Location of Placement

All but one respondent reported being employed within Canada, with the majority located in Ontario (83.3%).

Length of Job Search

Nearly 43% of graduates reported finding employment before completing the MLIS degree. A further 31% were employed less than three months after completing the degree.

Skill or Knowledge Most Influential in Securing Employment

Graduates had widely varied opinions on which area of knowledge or skill acquired while in the MLIS program was most influential in securing employment. A small majority cited internship, co-op or practicum experience as most influential (30.0%), followed by subject specialization (cataloguing, reference, business, science etc.) (22.5%), and technological skills (20.0%).

SURVEY DATA

Total Number of Survey Respondents: 44

Table 1: Gender		
	No.	%
Female	31	75.6%
Male	10	24.4%
	41	100.0%

Table 2: Employment Status		
	No.	%
Full-Time	34	77.3%
Part-Time	8	18.2%
Not Employed	2	4.5%
	44	100.0%

Table 3: Relation of Employment to MLIS Degree		
	No.	%
Yes (Related)	39	92.9%
No (Not Related)	3	7.1%
	42	100.0%

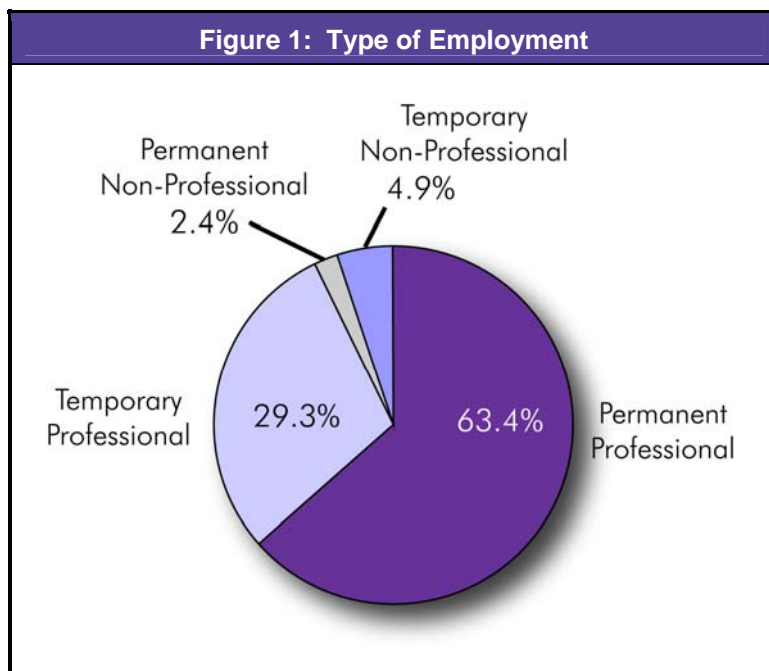


Table 4: Type of Organization		
	No.	%
University or College Library	9	21.4%
Government Library	5	11.9%
Public Library	15	35.7%
Special Library	1	2.4%
School Library	1	2.4%
Information Industry (e.g. Lexis Nexis, Silverplatter etc.)	1	2.4%
Internet Service Provider	1	2.4%
Consulting, Self-Employed	1	2.4%
*Other (please specify)	8	19.0%
	42	100.0%

*Other: Hospital Foundation
Banking and Finance Association
University (non-library)
University (Faculty of Family Medicine)
University (Prospect Research)
Law Firm
Non-Profit Organization

Table 5: Primary Job Assignment		
	No.	%
Administration/Management	5	11.9%
Information Literacy Instruction	1	2.4%
Cataloguing	1	2.4%
Database Management	1	2.4%
Teacher-Librarian	1	2.4%
Marketing, Outreach, Public Relations	1	2.4%
Reference/Information Services	14	33.3%
Systems/Network Manager	1	2.4%
Youth and Children's Services	3	7.1%
Webmaster, Web Content Manager	1	2.4%
*Other	13	31.0%
	42	100.0%

*Other: Prospect Research (2)
Establishing a Library
Branch Supervisor
General Librarian
Data Analysis
E-Resources
Solo Librarian (2)
Information Specialist
Research and Writing

Table 6: Employment by a Former Co-op Employer		
	No.	%
Yes	5	12.2%
No	22	53.7%
Not Applicable	14	34.1%
	41	100.0%

Table 7: Reported Full-Time Salaries	
Low Salary	\$35,000
High Salary	\$62,000
Median Salary	\$48,500
Average Salary	\$46,204

Number of respondents who included salary data for a full-time position = 30

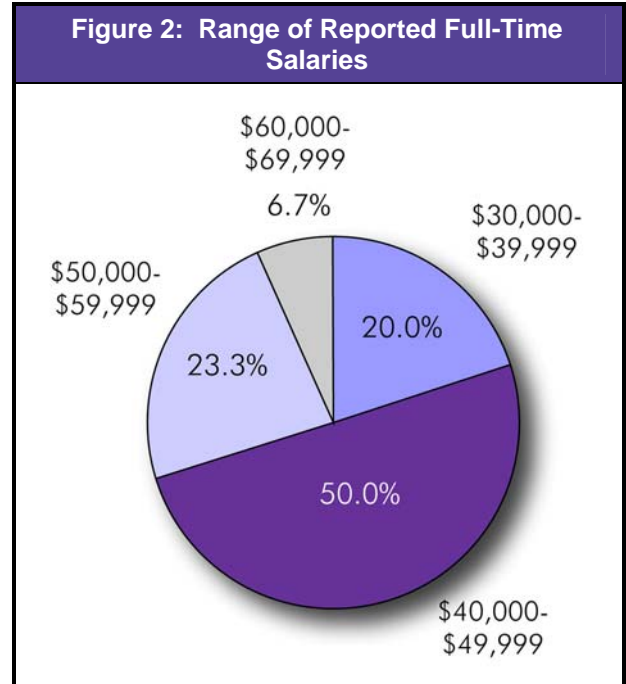


Table 8: Location of Placement		
	No.	%
Ontario	35	83.3%
Alberta	1	2.4%
P.E.I.	1	2.4%
Quebec	1	2.4%
Saskatchewan	2	4.8%
Canada, province unspecified	1	2.4%
China	1	2.4%
	42	100.00%

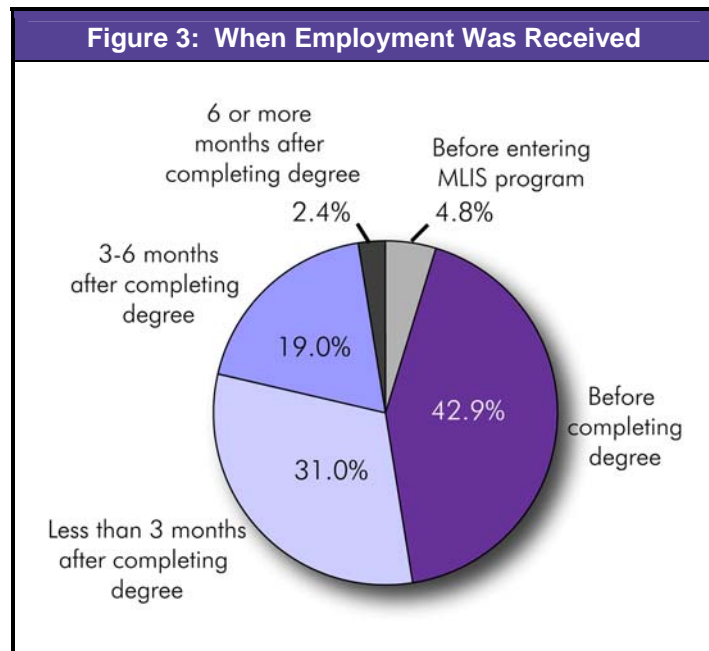


Table 9: Skill or Knowledge Most Influential in Securing Employment		
	No.	%
Subject specialization (cataloguing, reference, business, science etc.)	9	22.5%
Type of library environment (academic, public, special, school etc.)	5	12.5%
Technological skills	8	20.0%
Management, marketing, communication skills	5	12.5%
*Internship, co-op or practicum experience	12	30.0%
Other	1	2.5%
	40	100.0%

*As noted in Table 5 above, five survey respondents reported being employed by a former co-op employer.

Table 10: Situation of Graduates Currently Not Employed in a Library / Information Field		
	No.	%
Working in another field	1	25.0%
Seeking employment in the LIS field	3	75.0%
	4	100.00%